ARCHITECTURE -
FLOOR PLANS

Blossom Hua

55210943 (H)

File with blueprints

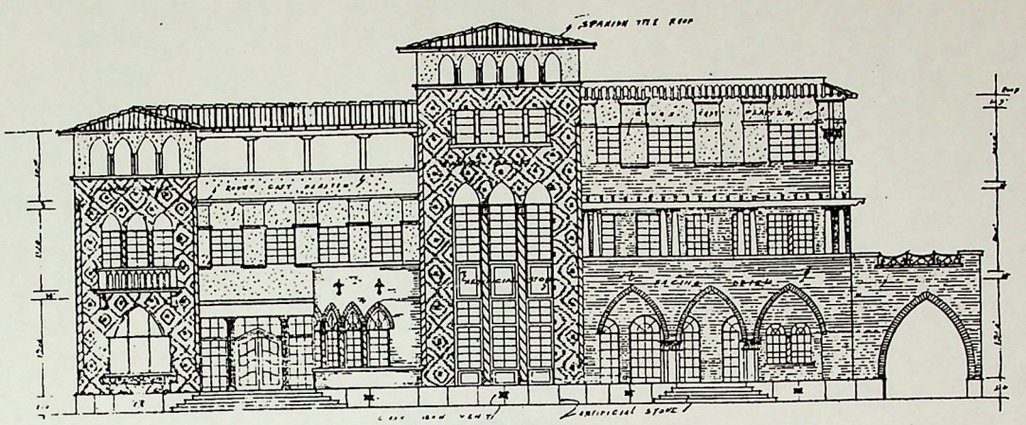

SOUTH ELEVATION

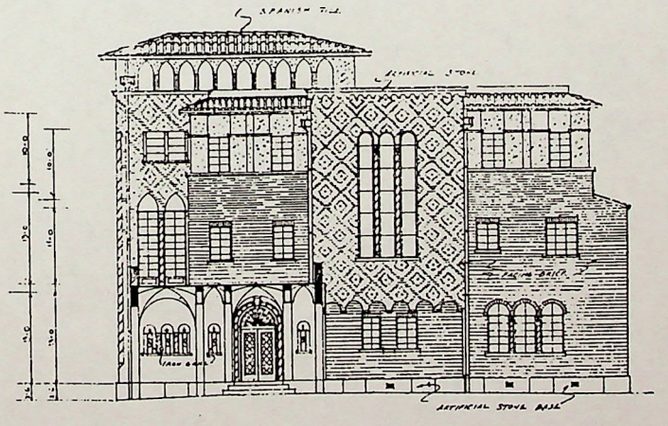

EAST ELEVATION

A Residence. ——Mr. L. E. Hudec, Architect.——Chong Sun, General Contractor.

Shimen yi Lu 315/6

Blossom Hua
5521-0943

上海斜橋街五廣並體圖

郎達克建築師設計

昌生營造廠承造

上海斜橋街巨廈平面圖

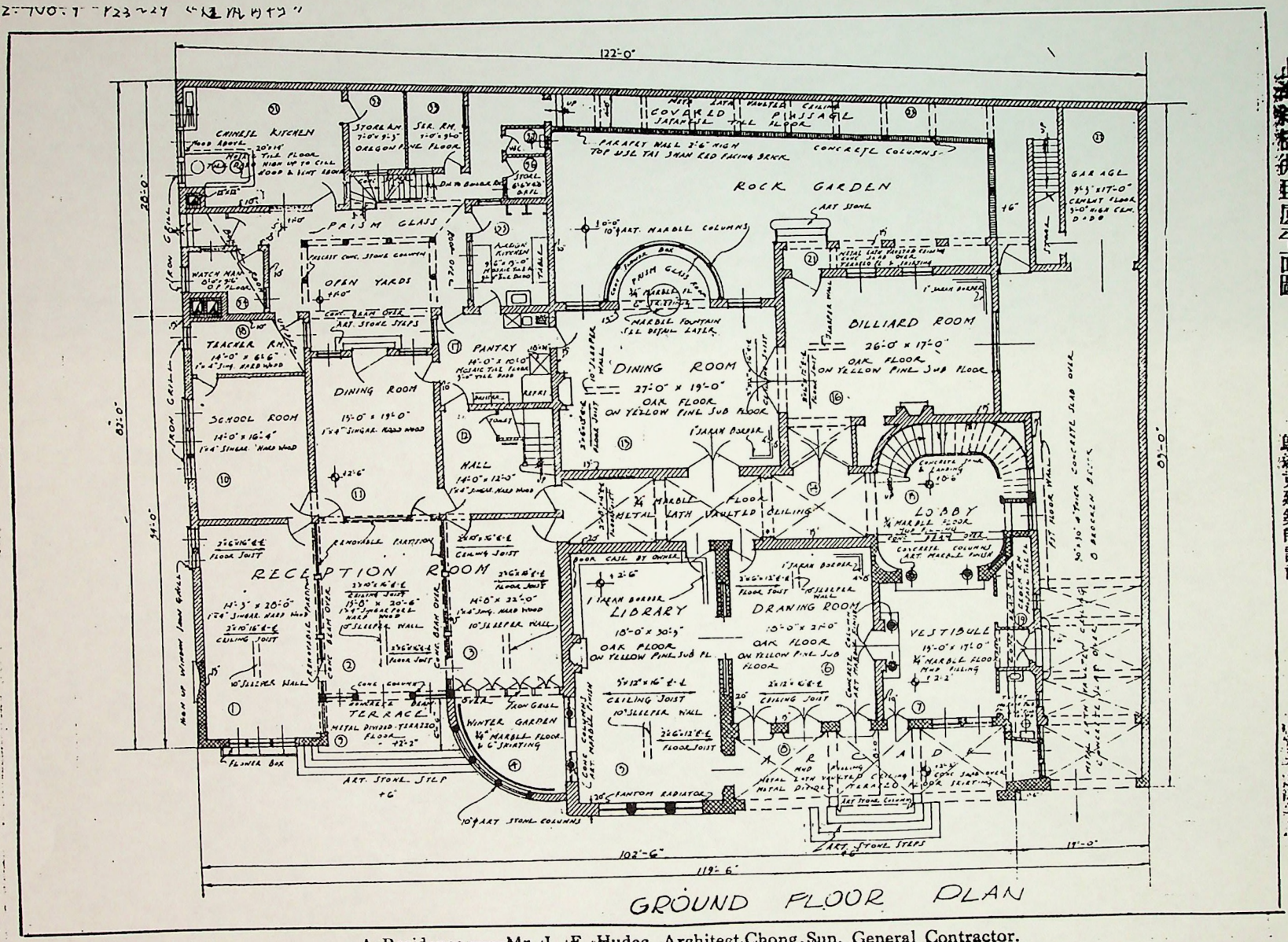

A Residence.——Mr. L. E. Hudec, Architect. Chong Sun, General Contractor.

鄔達克建築師設計

昌生營造廠承造

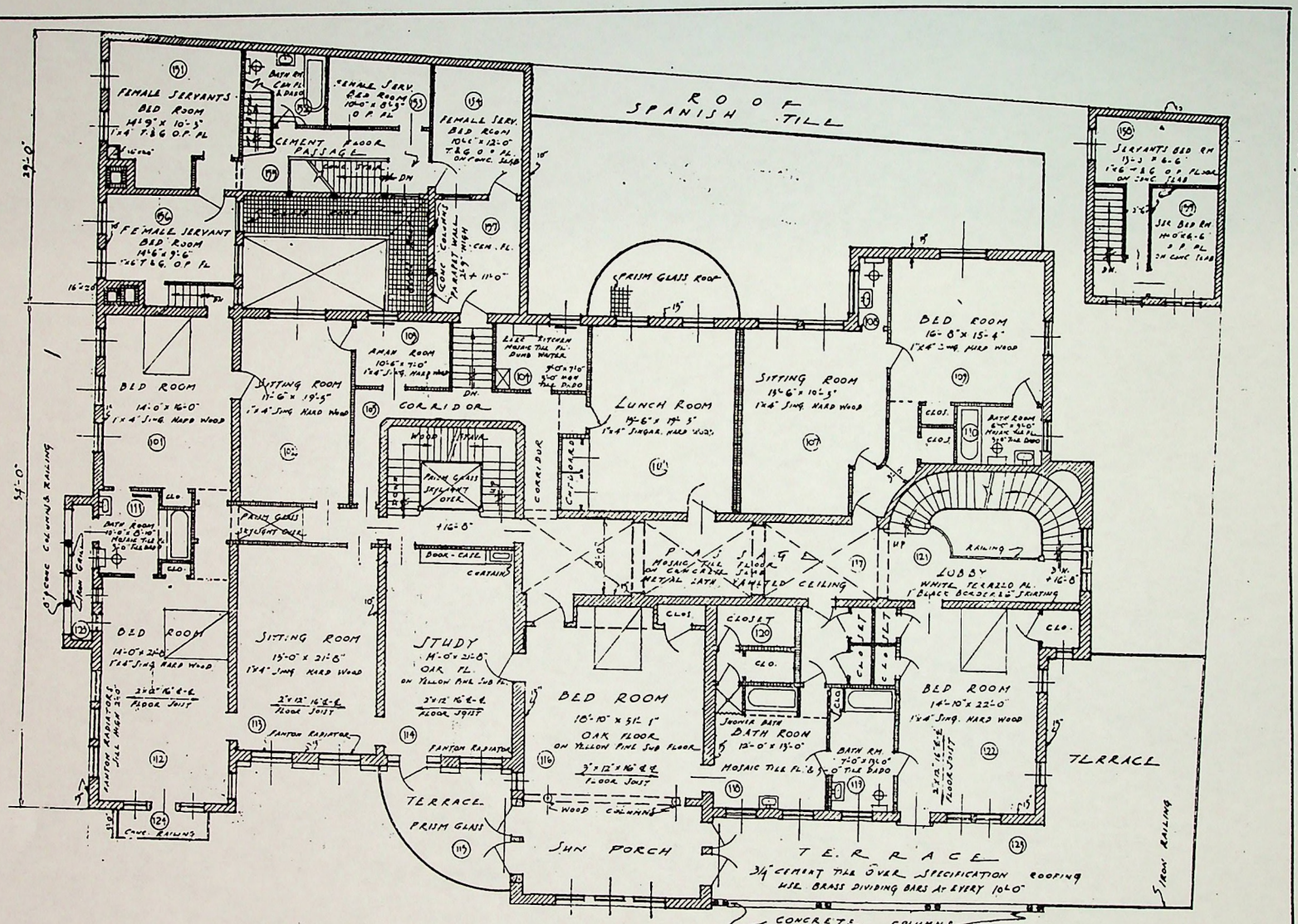

FIRST FLOOR PLAN

A Residence.——Mr. L. E. Hudec, Architect.——Chong Sun General Contractor.

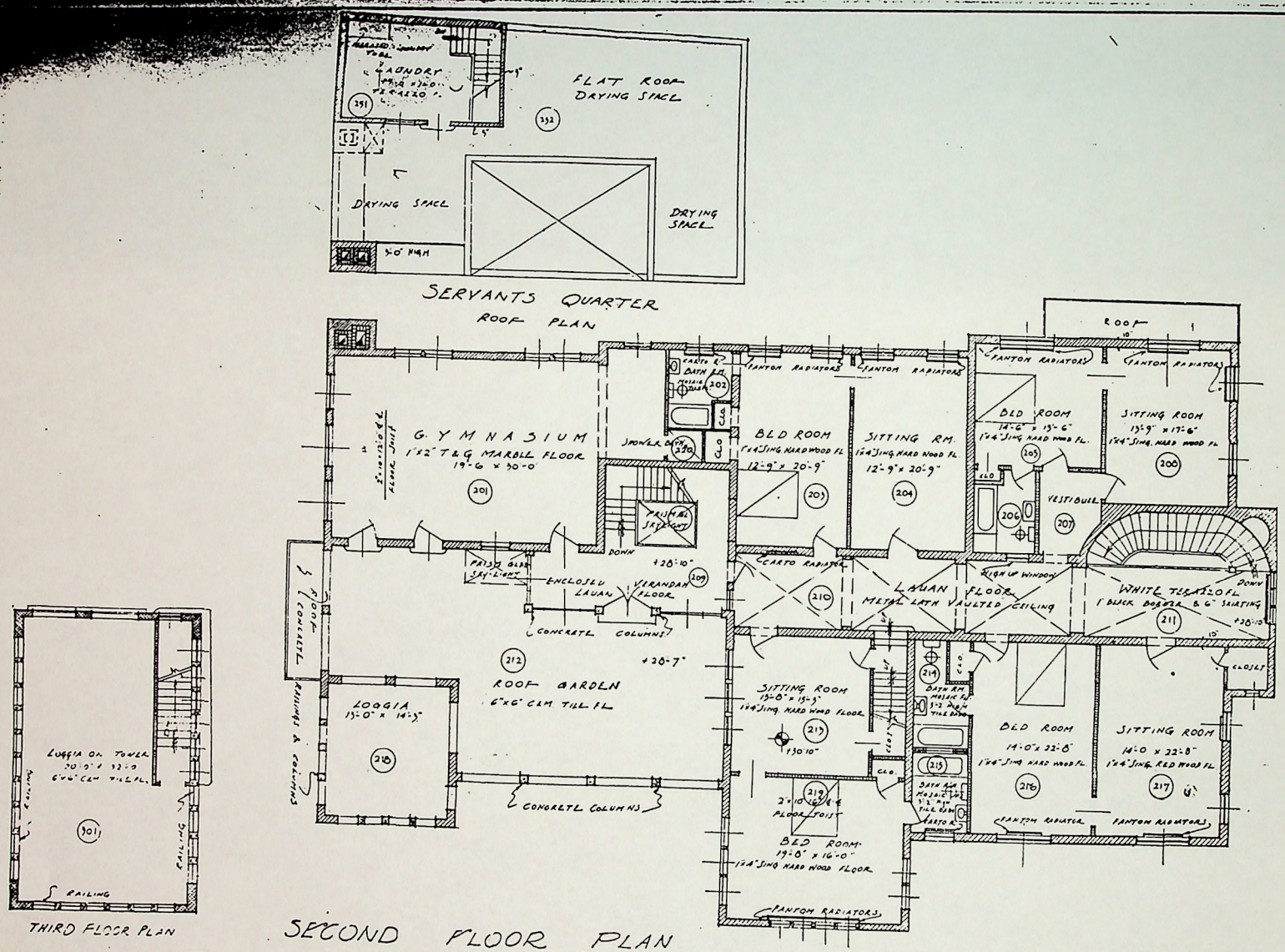

A Residence.——Mr. L. E. Hudec, Architect.——Chong Sun General Contractor.

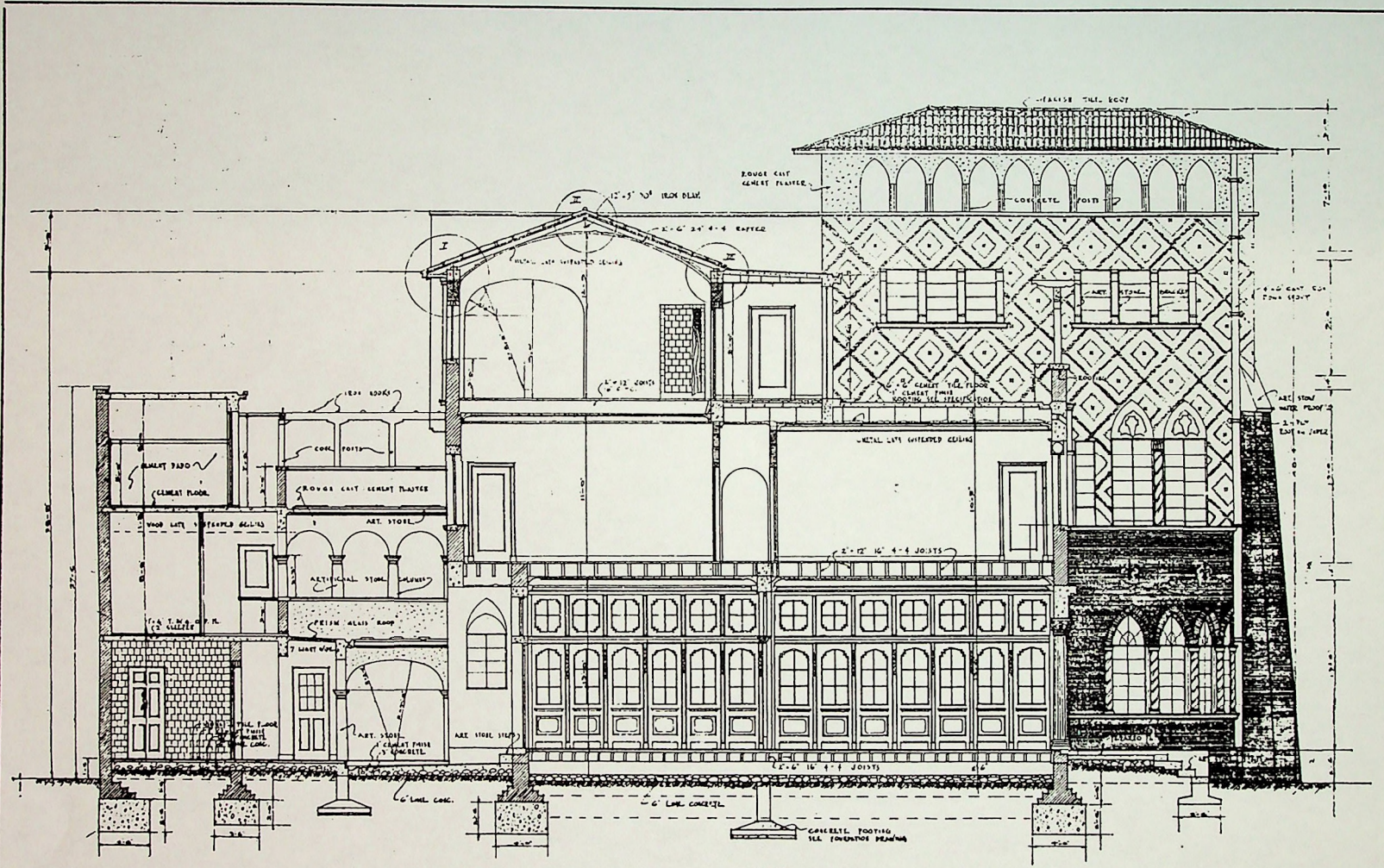

A Residence.——Mr. L. E. Hudec, Architect.——Chong Sun, General Contractor

上海斜橋街巨廈立體圖



NORTH ELEVATION

郎達克建築師設計



WEST ELEVATION

昌生營造廠承造

..... A Residence.——Mr. L. E. Hudec, Architect. ——Chong Sun, General Contractor.

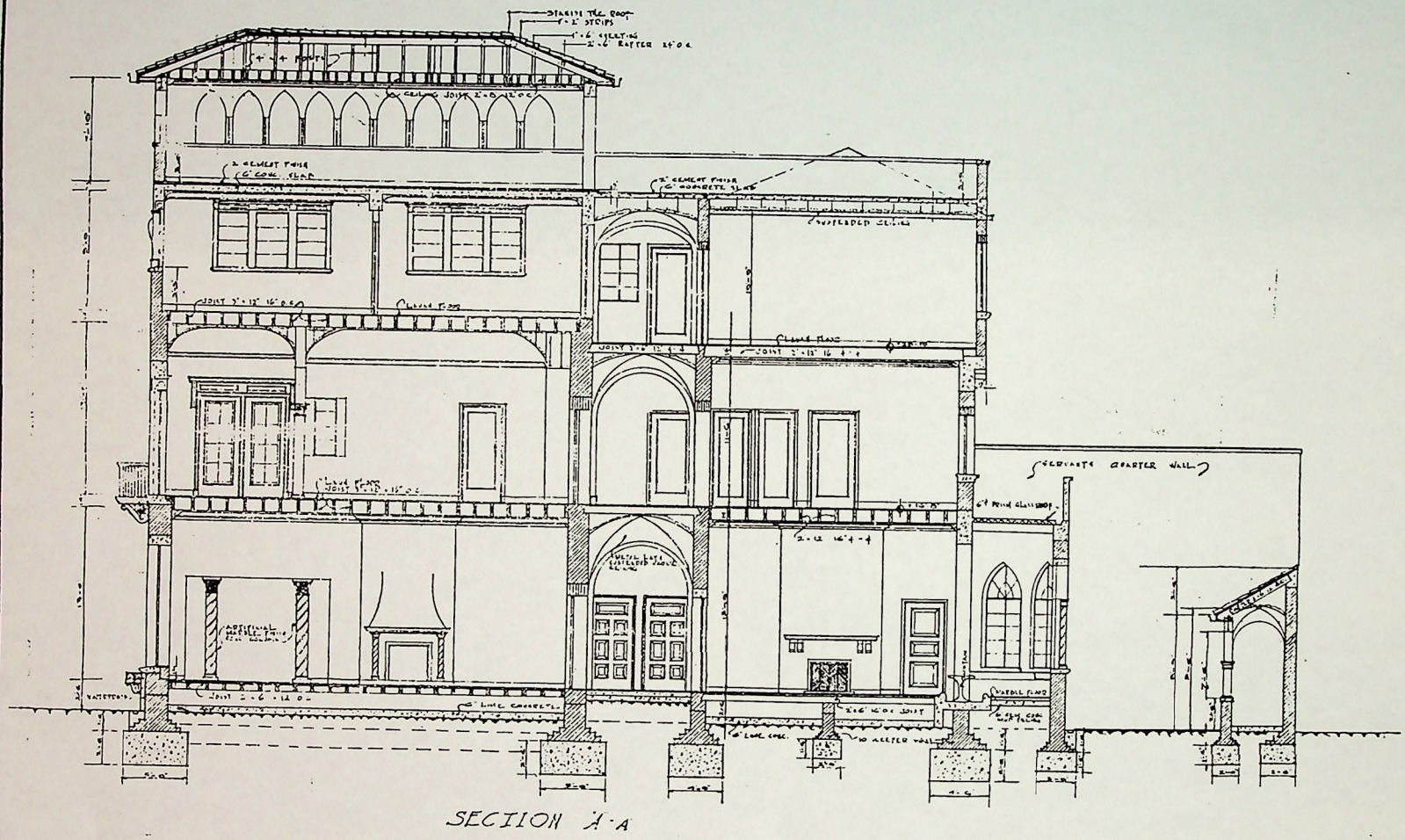

A Residence.——Mr. L. E. Hudec, Architect.—— Chong Sun, General Contractor.



12.—THE COUNTRY HOSPITAL, GREAT WESTERN ROAD, SHANGHAI.

(The plans of this new hospital which appear on adjacent pages, and the following notes are kindly supplied by the architect, Mr. L. E. Hudec).

THE feature of this new hospital, which is situated near the junction of Great Western Road and Avenue Foch, is to minimise as much as possible the hospital atmosphere which, in less modern buildings, has such a depressing effect on the patient's mentality. The entrance opens into a large lobby, like that of a quiet but large hotel, the interior being more on the lines of a sanatorium than a hospital.

On entering, the eye is attracted on the left, through the large two-storey high hall divided by arcades, to a very colourful, pleasant and well laid out garden. The lobby is furnished with imported antique Italian furniture. The keynote of the rooms which receive visitors is a rural, restful, early Italian Renaissance effect, reminding the visitor of the courtyard and rooms of a villa in Tuscany.

The building is divided into three parts. The front building, which is about 300 feet long, contains wards and single rooms. The rear building contains the laundry, machine rooms, refrigerator plant, hydrotherapeutic departments, temporary isolation wards, pharmacy, maternity wards, operating rooms, kitchen, air cooling plant, etc.

The operating rooms are placed on the third floor, with the exception of the maternity operating rooms, which are on the second floor. One of the aseptic operating rooms, the maternity and a few other wards are provided with the air cooling system, so as to enable the performance of serious operations on patients with weak hearts even during the warmest days of summer.

The wards and single rooms can accommodate normally 100 patients, but this number could be increased to 150. Of these 100 patients, 50 could be placed in single rooms with attached bathrooms, the remainder in General Wards of 2, 4, and 10 beds. There is a separate children's ward and day nursery.

The nurses' quarters occupy the entire fourth floor. The resident doctor's quarters are on the ground floor. The kitchen, bakery, store-rooms, and foreign staff dining rooms are situated on the fifth floor, rear.

CATALOGUE OF BUILDING MATERIALS

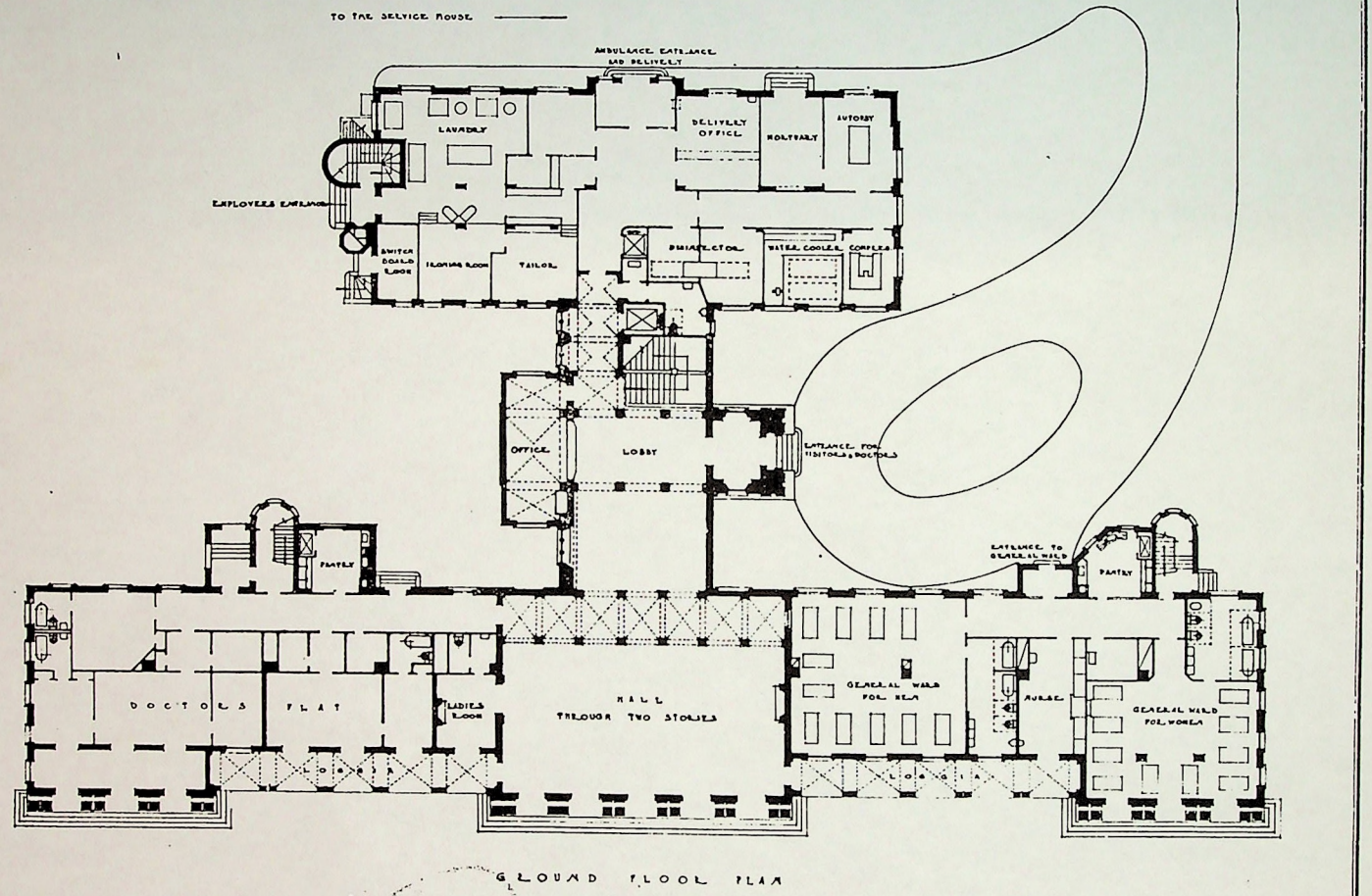

SCALE: APPROX. $\frac{1}{32}$-inch=1-foot

L. E. HUDEC, Architect

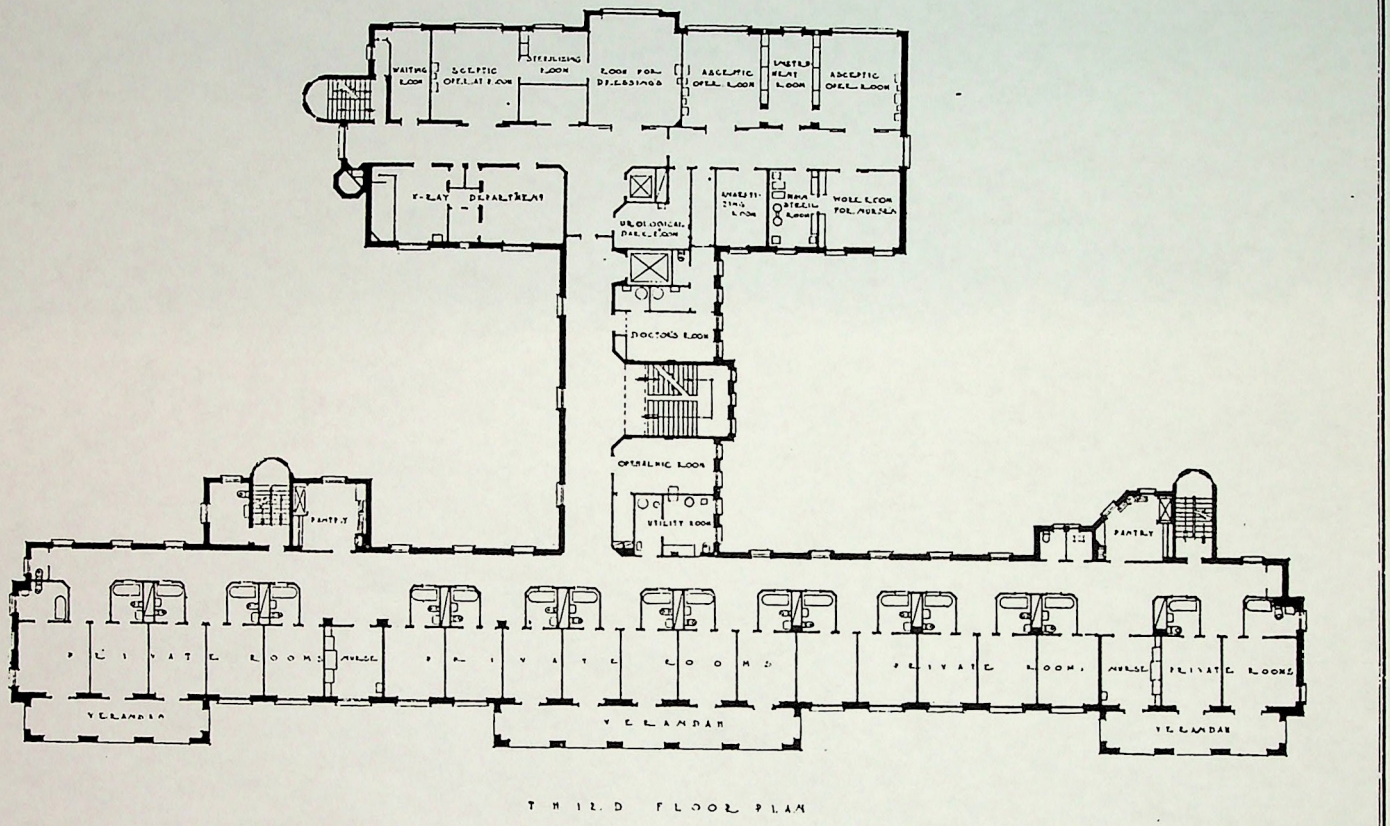

THIRD FLOOR PLAN

SCALE: APPROX. $\frac{1}{32}$-inch=1-foot

L. E. HUDEC, Architect



HALL OF THE COUNTRY HOSPITAL

Country Living

HOUSE PLANS TO BUY

A selection of outstanding country houses chosen for their architectural adaptability to any part of the country and their careful planning of interior space. To order plans for any of these houses, plus special folios of additional houses featured in previous issues, see coupon on page 143.

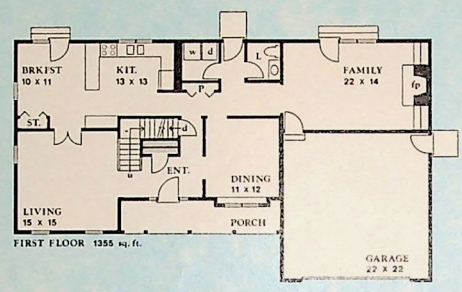

FIRST FLOOR 1355 sq. ft.



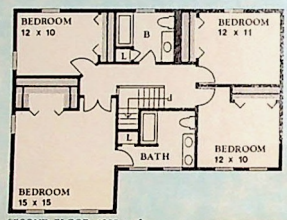

SECOND FLOOR 1085 sq. ft.

THE SHELBY

James Seybold's design imparts the feel of an Indiana farmhouse.

Turned porch supports and lintels above the windows lend traditional flavor to this 2,420-square-foot house. Along the front façade, the roofline flares forward, creating a cozy porch and entryway. A foyer connects the formal living and dining rooms. The casual living area that extends across the rear includes a spacious family room highlighted by a fireplace bounded by built-in bookshelves. Four bedrooms, with a wealth of walk-in closets, complete the second floor.

HOUSE PLAN COPYRIGHTED BY JAMES SEYBOLD, RESIDENTIAL DESIGNER



THE AVOYELLES

Patterned shingles, frieze work on the roof overhang, and spindle work on the porch dress up Joy Schurr's cottage.

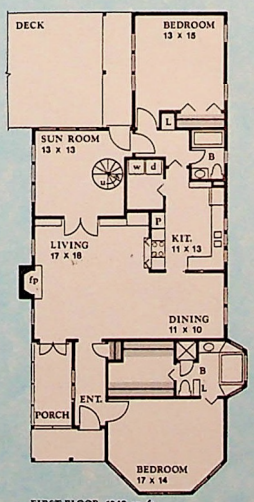

FIRST FLOOR 1640 sq. ft.

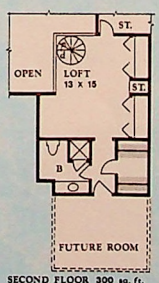

SECOND FLOOR 300 sq. ft.

A petite exterior belies the roomy living space in this 1,884-square-foot cottage. An extended foyer leads past the master bedroom and the screened porch to the spacious living-dining room. The kitchen features a commodious pantry and utility room. From the sun-room, a spiral stairway provides loft access. A second screened porch lies to the left of the rear bedroom and bath. Another bath and plenty of closet space front the loft. The plans include an optional carport with storage area and workshop. Bedrooms at front and back create added privacy.

HOUSE PLAN COPYRIGHTED BY JOY SCHURR, RESIDENTIAL DESIGNER

Vanity Fair® Presents "The Perfect Holiday Setting"

Call to order this exclusive Vanity Fair® Table Centerpiece and receive a Special $5.00 Floral Savings Offer from 1-800-FLOWERS®

is holiday season, set the perfect table with exclusive offer from Vanity Fair Napkins d 1 • 800 • FLOWERS. To order, just 1 - 800 - F-L-O-W-E-R-S 00-356-9377) and read the UPC e number from any package of ity Fair Napkins to receive this autiful holiday centerpiece for \$24.99*† (regularly \$29.99*). the perfect way to create perfect setting this day season!

00 savings on centerpiece ilable only with a UPC e identification from any ity Fair product.

us delivery, handling l tax where applicable.

nity Fair napkins available in limited geography. fer valid through 06/30/91. Good in U.S.A. only.

Flowers may vary according to availabilities.



Vanity Fair®...

The fine linen of paper napkins.

100 M² = 1,075 sq. ft.

FF 82,898 rent

£ 19,200 ?

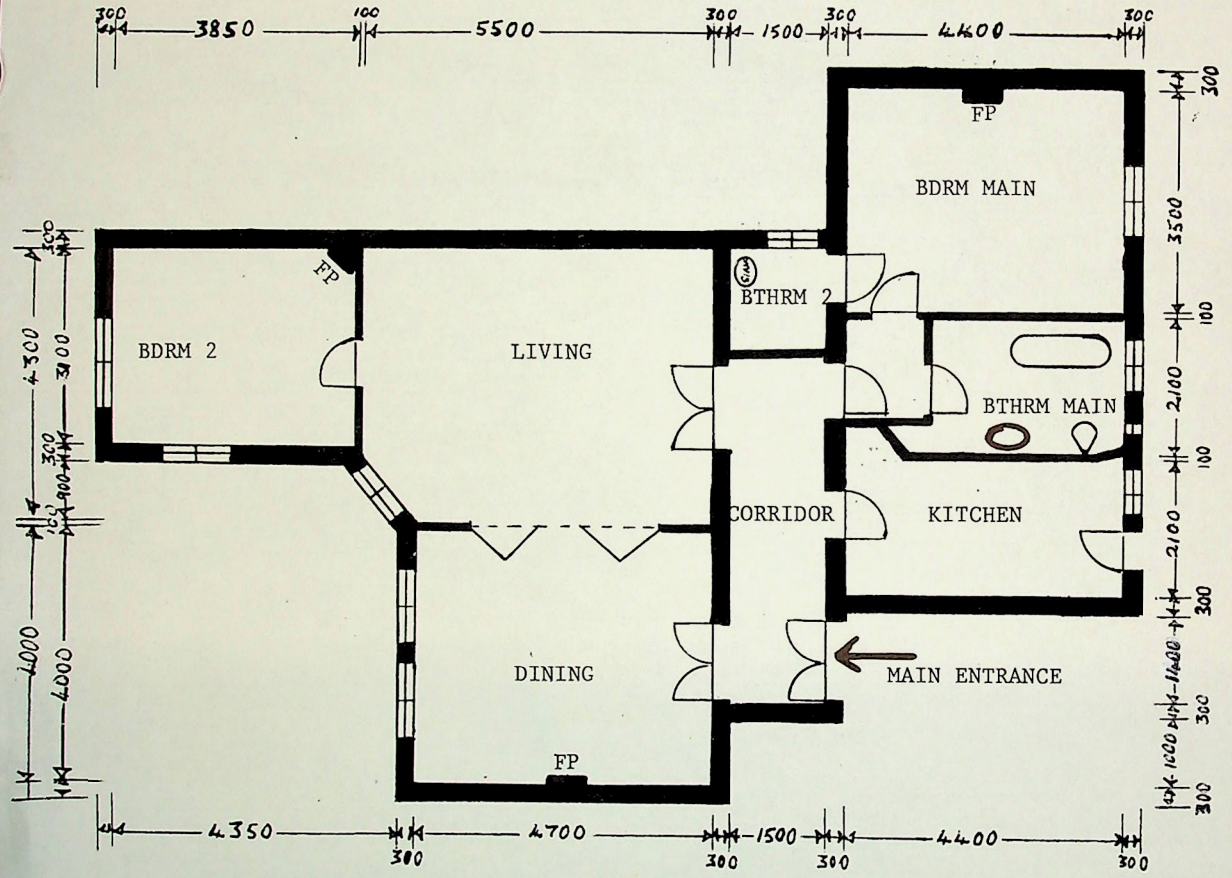

FLOOR PLAN

14 rue Chalgrin, Paris

5th Floor - Right

NOTES :

a. Scale 1/100
b. All measurements are in mm
c. FP : Fire Place

1 500
7 700
8 200
3 600
6 600
7 400
睡房
BED RM.
睡房
BED RM.
飯廳
DIN.
廚房
KITCHEN
客廳
LIV.
A
酒吧
BAR
傭人房
SER RM.

Pan Ling's flat

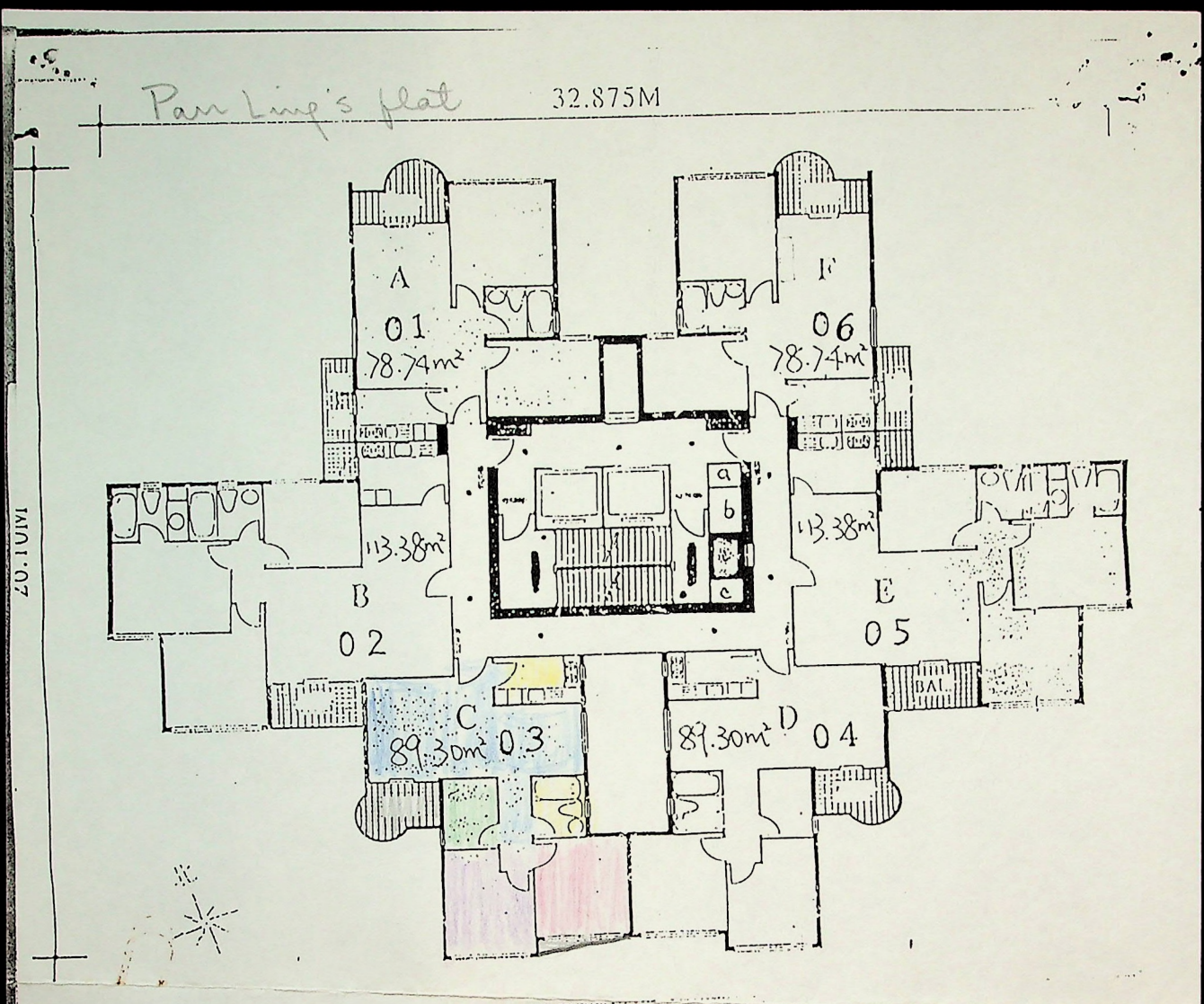

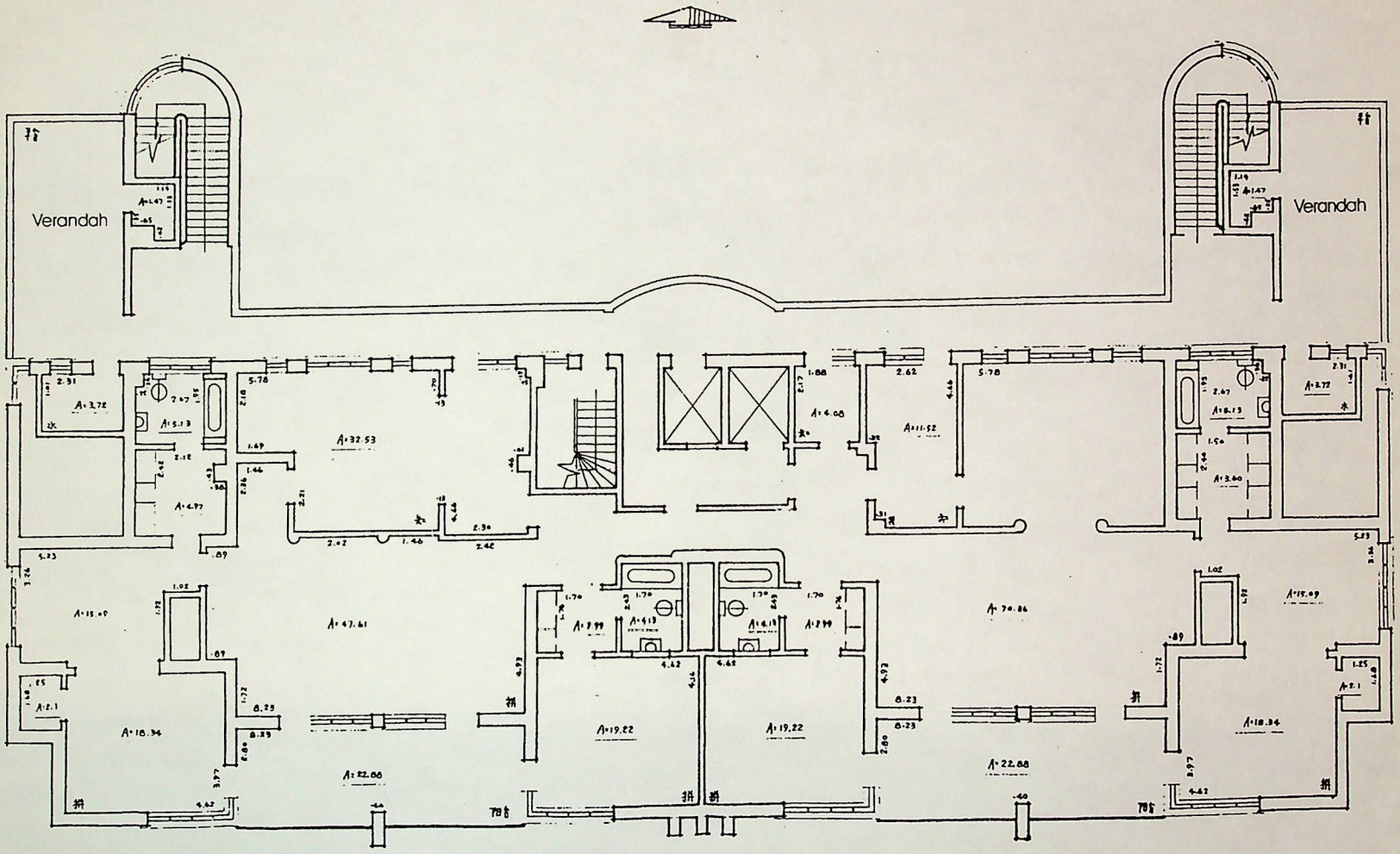

11th floor

570 m²
USD 8000.-

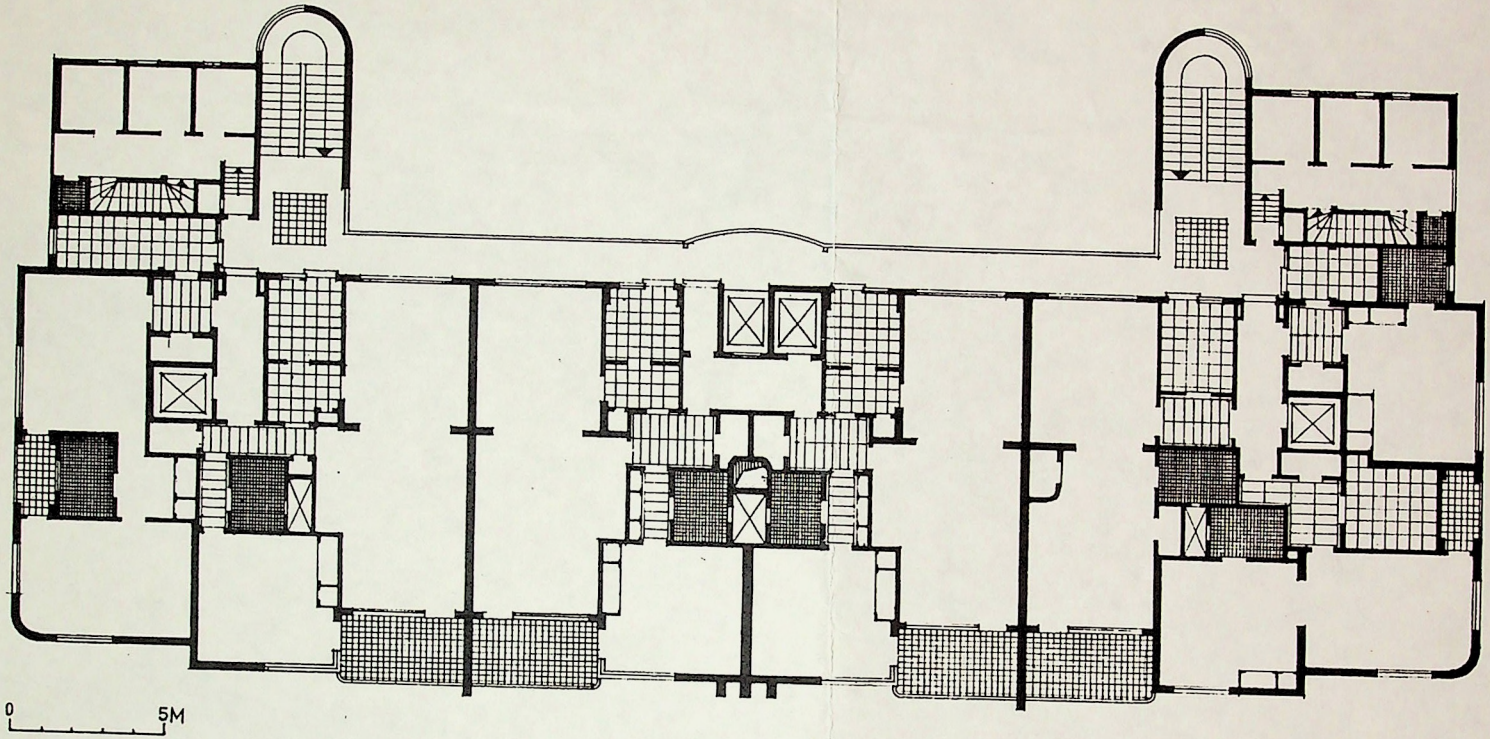

二至六层平面

Residence B/Floors 8-17

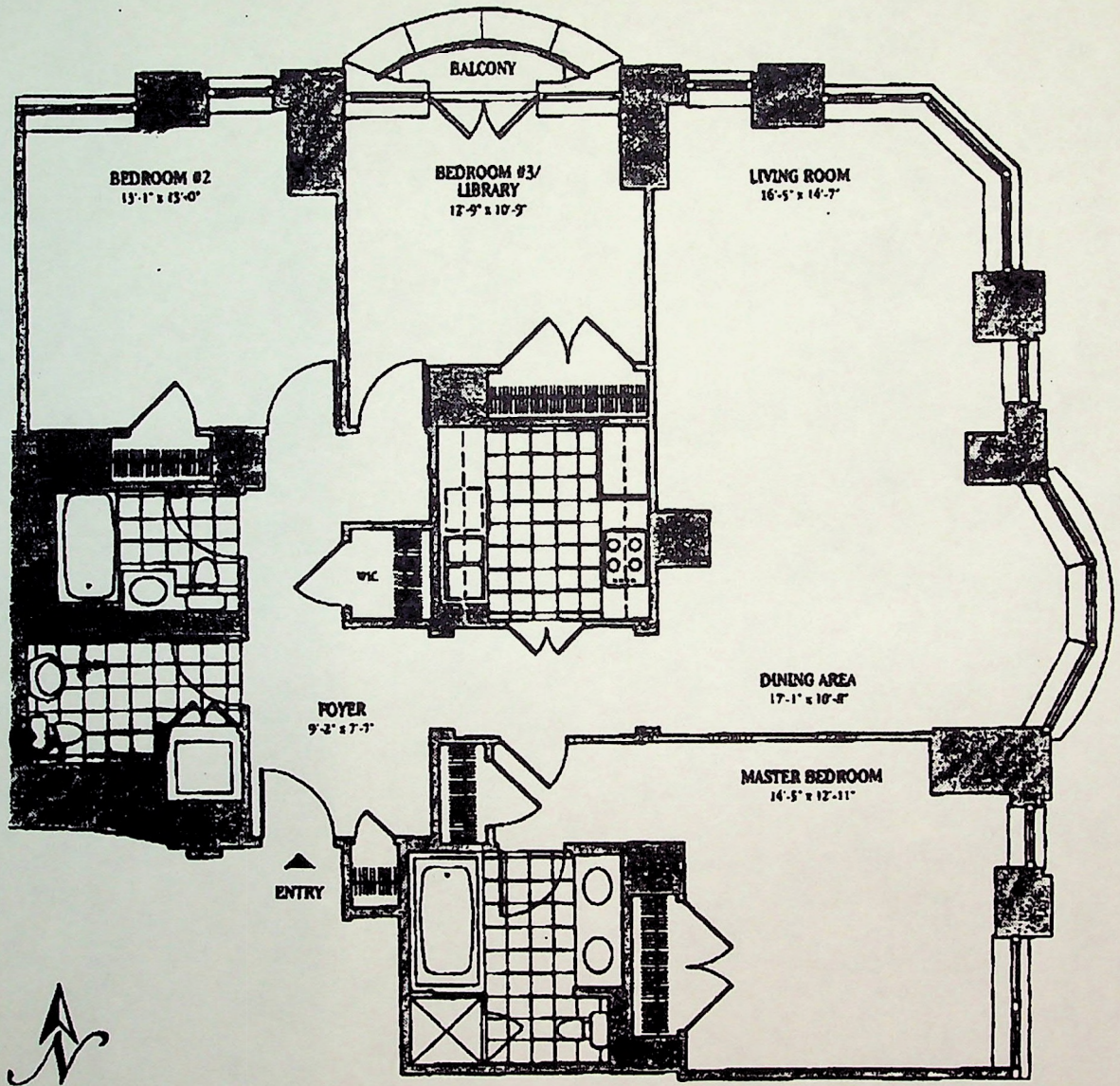

TOTAL P.02

Brown Harris Stevens
Residential Sales, LLC

BROWN HARRIS STEVENS
Established 1873

1170 Fifth Avenue, Apt. 14-A

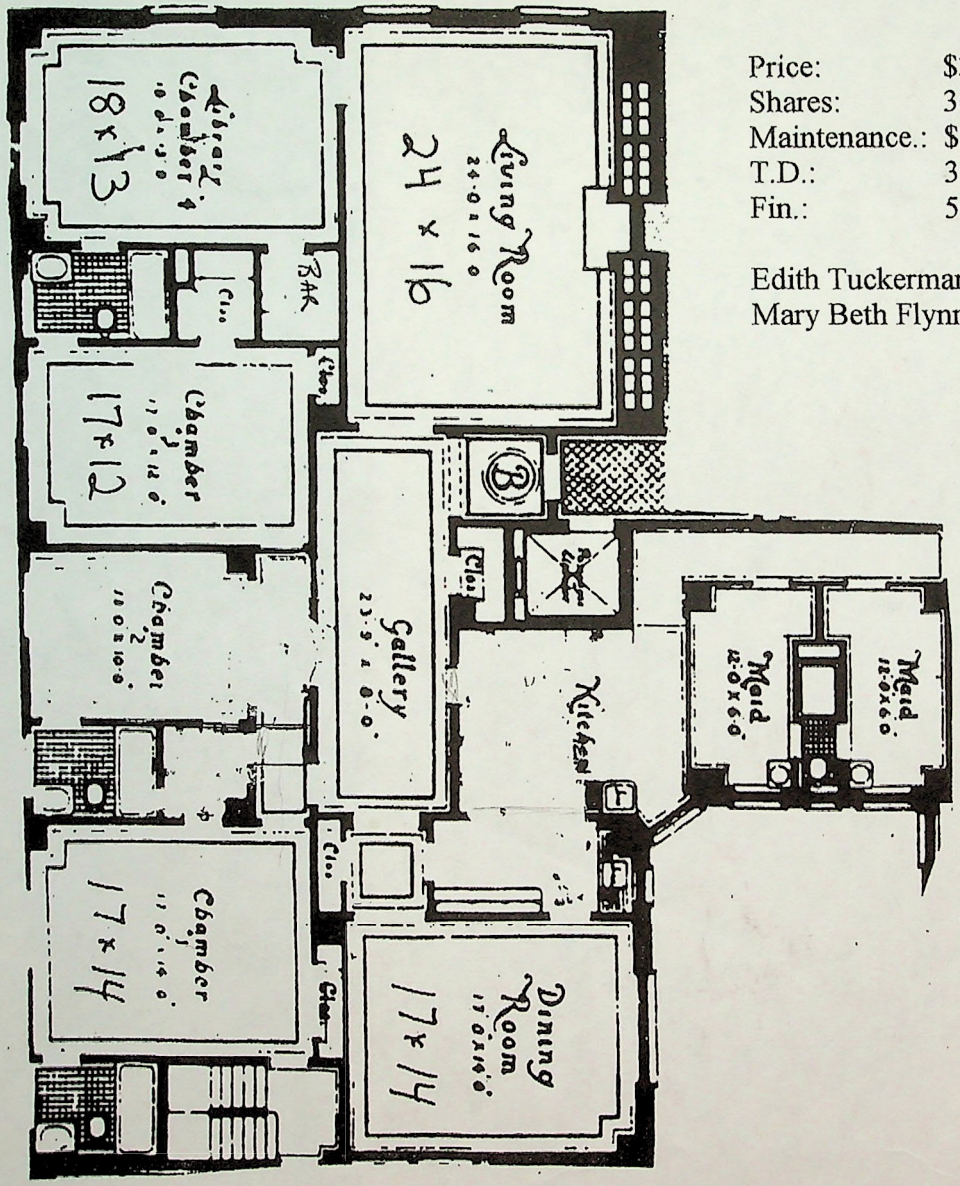

Price:	$3,650,000.
Shares:	360
Maintenance.:	$3,503.
T.D.:	35%
Fin.:	50%

Edith Tuckerman – 906-9228
Mary Beth Flynn – 906-9215

655 Madison Avenue, New York, New York 10021 Telephone 212/593 8300 Facsimile 212/906 9288

Exclusive Affiliate
CHRISTIE'S GREAT ESTATES

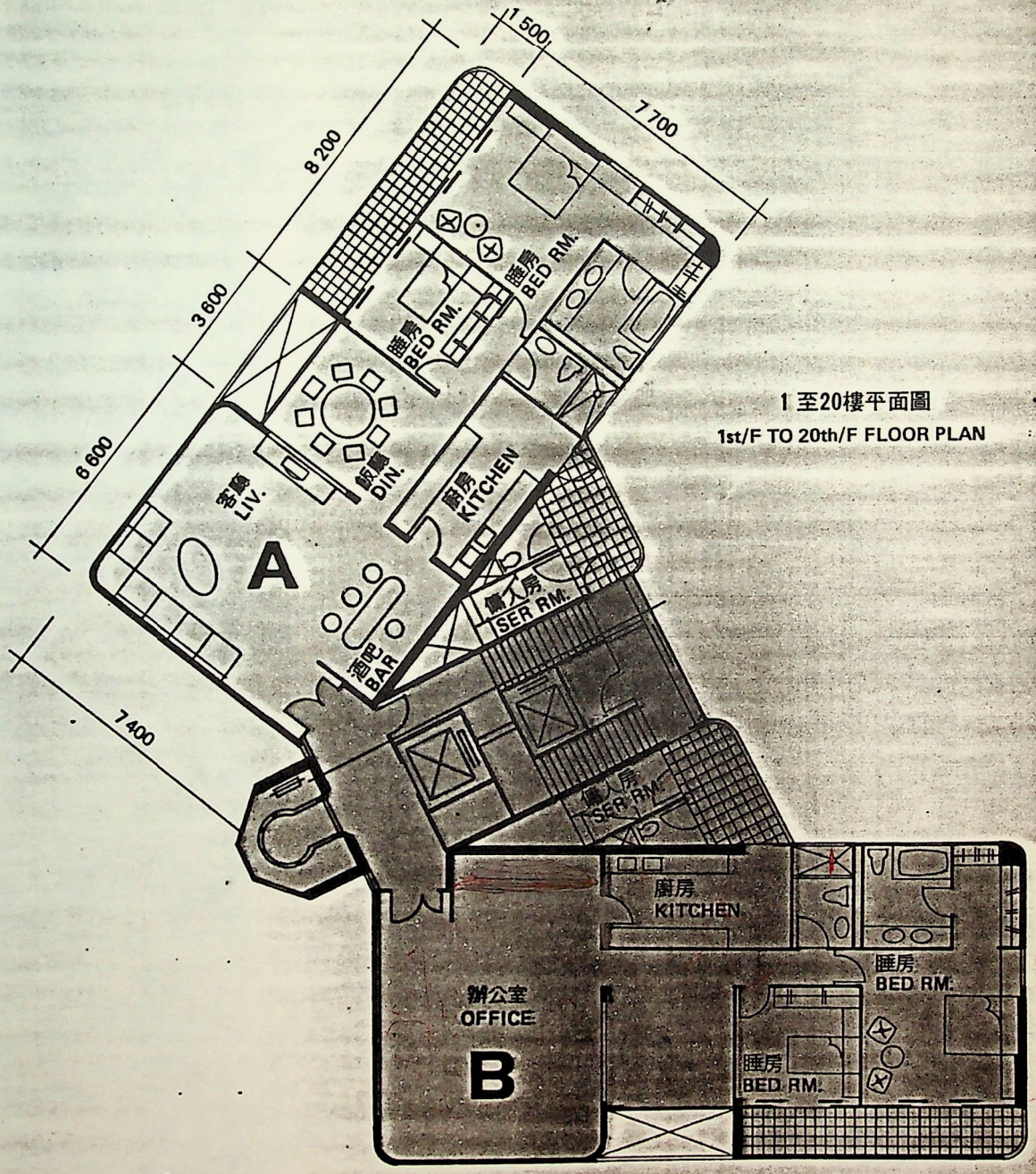

1 至20樓平面圖

1st/F TO 20th/F FLOOR PLAN

單位面積約200平方米

Unit area approx. 200 sq m.

Block A & B can either be used as appartment or office or both

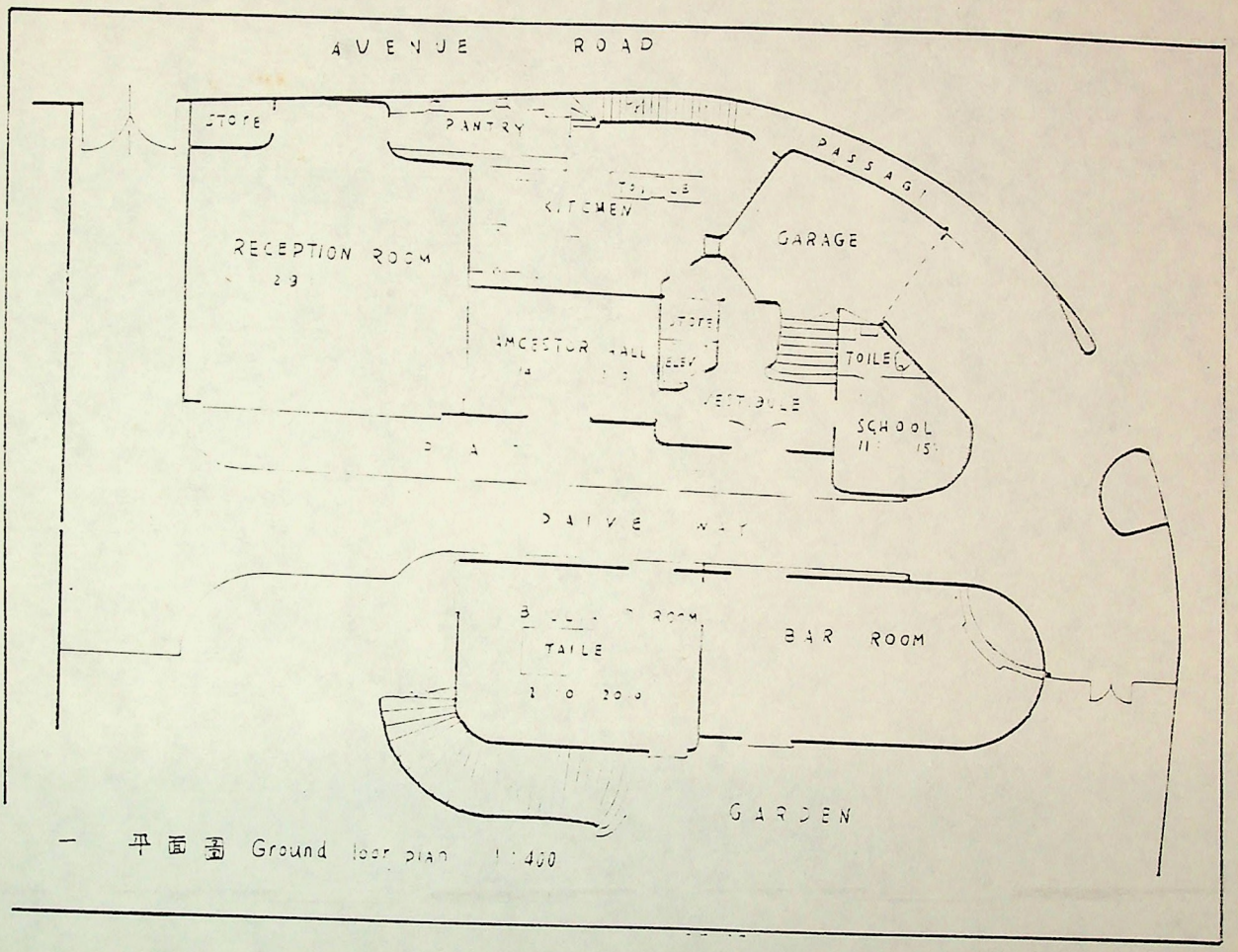

一　平面圖 Ground floor plan 1:400



汇丰银行立面图

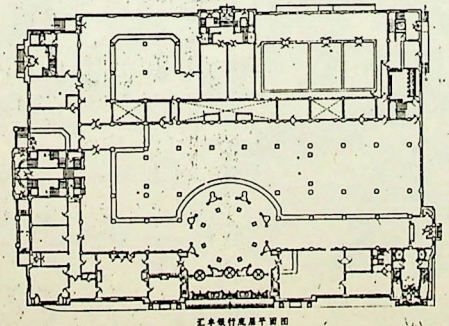

汇丰银行底层平面图

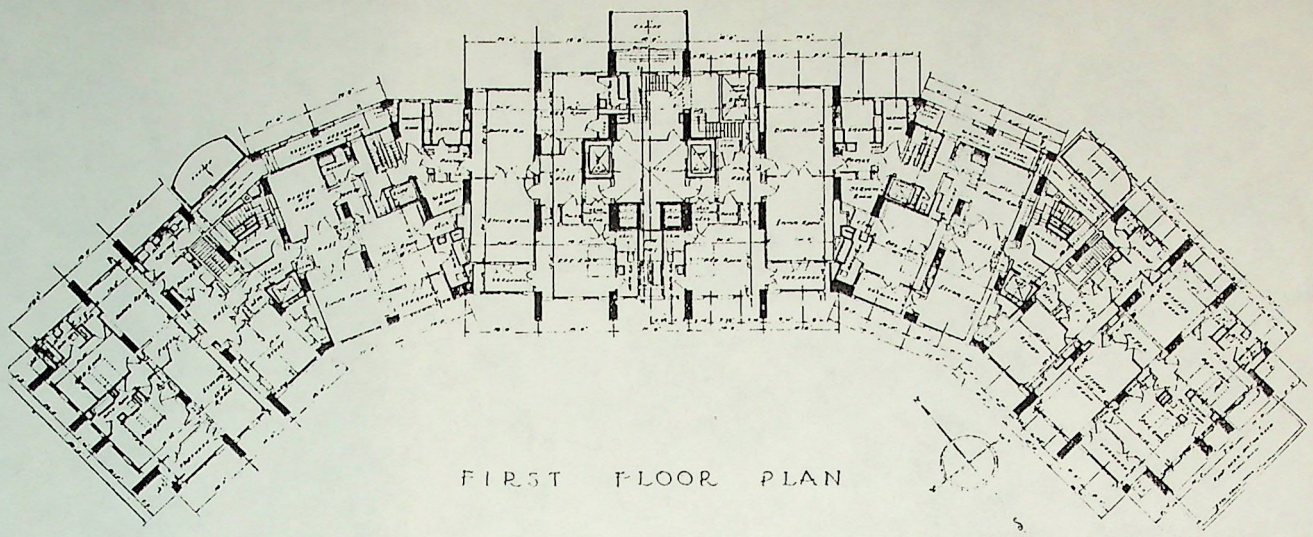

二层平面

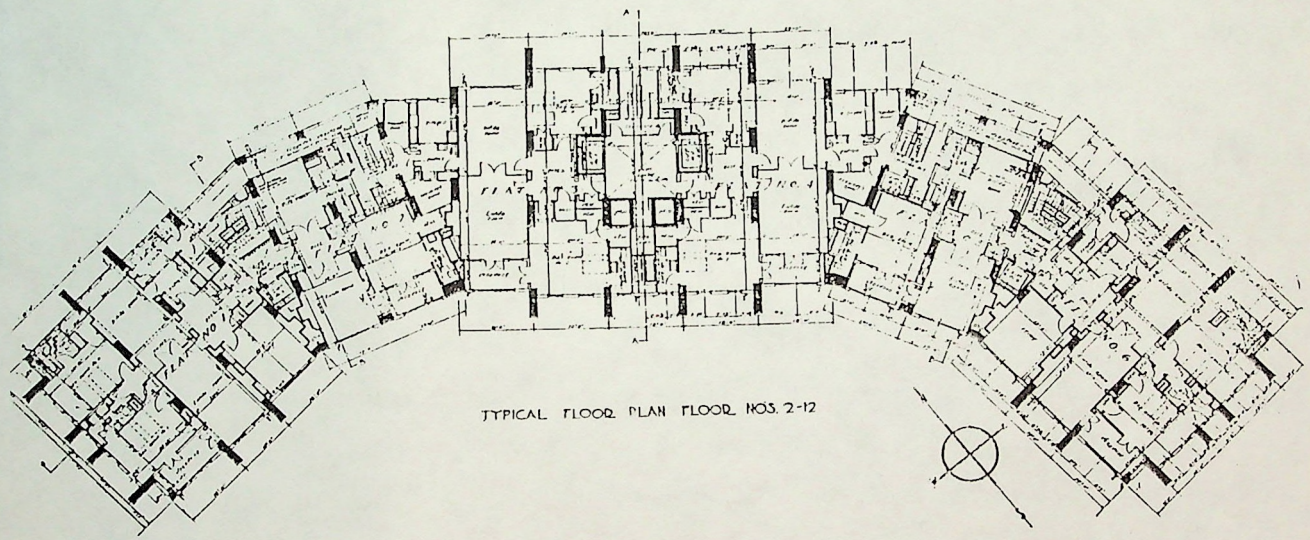

三层至十三层平面



SOUTH CHINA MORNING POST

bigger and better



A model layout plan for the Trident III blocks.

port services.

Nevertheless, Mr Pang said, this problem would be solved when the estate was finished.

A typical example was the plight of the tenants of the Oi Ting and Yau Oi estates in Tuen Mun who have to walk quite a distance to get buses.

said.

Mr Pang said it took seven years to build estates from the day of site identification until the day the finishing touches were put to the flats.

However, the Butterfly estate in Tuen Mun was built in record time — it took less than five years.

tute of Architects' design award two years ago.

Meanwhile, the chief architect, Mr S.T. Chow, said the size of flats was being increased while the size of families was decreasing — giving tenants more space.

"Under the existing allocation policy, a four-member household can live in flat

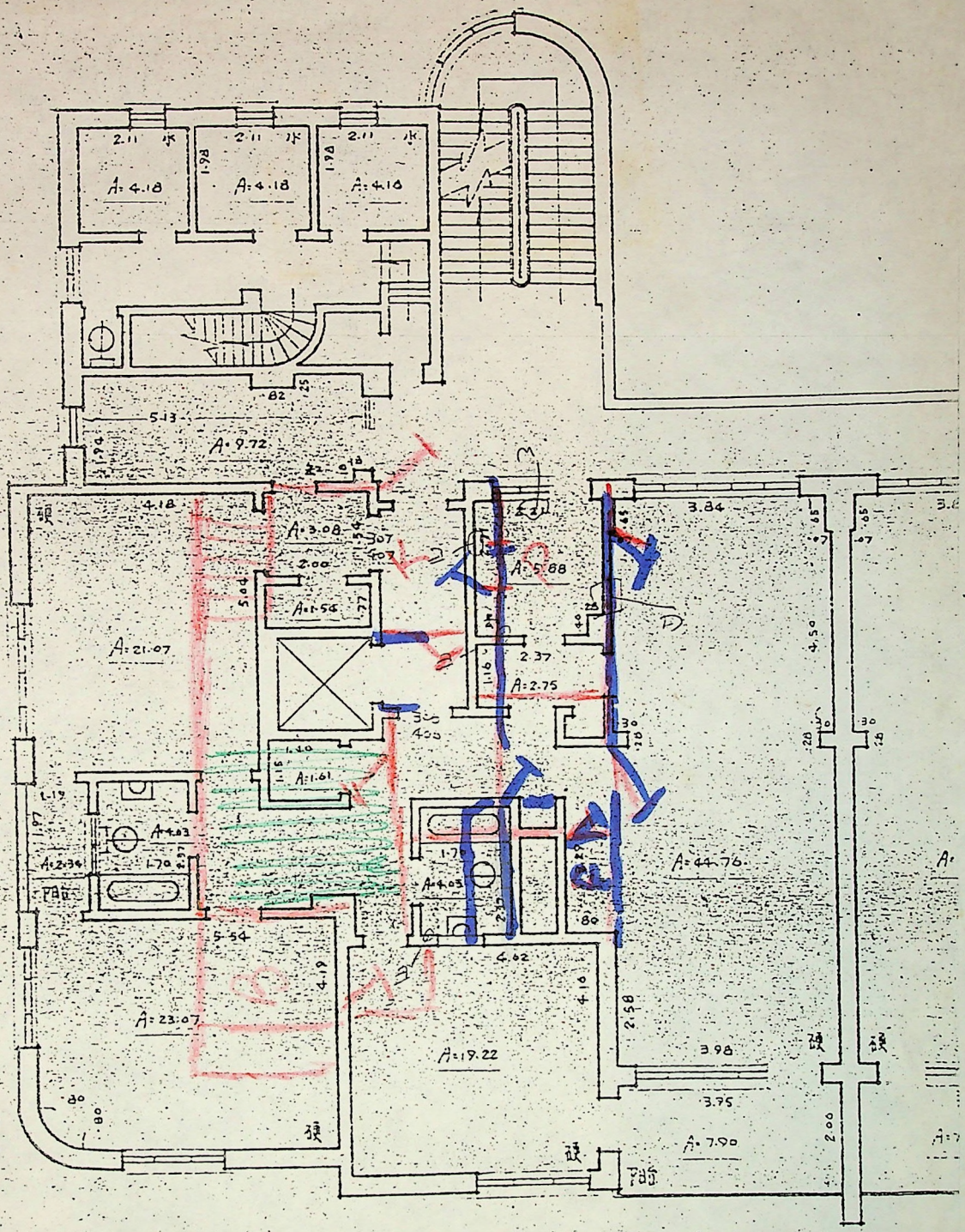
A: 4.18
A: 4.18
A: 4.18
A: 9.72
A: 3.08
A: 1.56
A: 21.07
A: 5.88
A: 2.75
A: 1.61
A: 4.03
A: 2.34
A: 4.03
A: 23.07
A: 19.22
A: 44.76
A: 7.90
PAS
PAS

Apt. 506

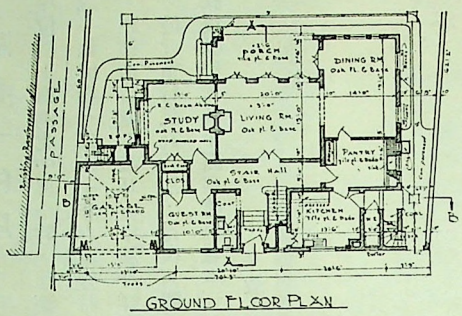

GROUND FLOOR PLAN

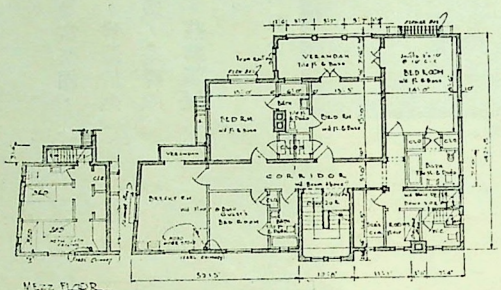

ABOVE GARAGE

FIRST FLOOR PLAN



A residence on Route de Sieyes, Shanghai.

△

◁—— 上海西愛咸斯路一住宅



A residence on Hungjao Road, Shanghai.

△

上海虹橋路一住宅 ——▷

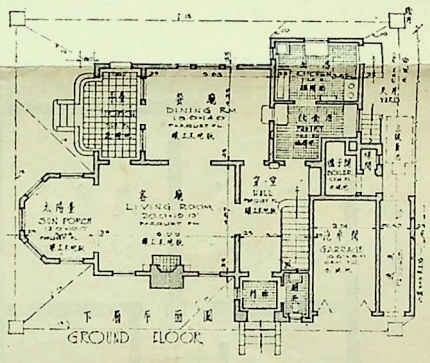

下層平面圖
GROUND FLOOR

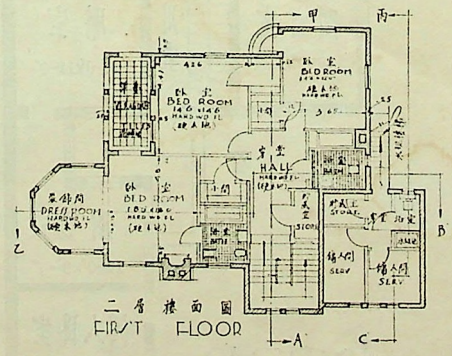

二層樓面圖
FIRST FLOOR

G. Rabinovich, Architect.

羅平建築師設計

閘北一住屋



此屋位於上海閘北中興路畔，建築異常堅固，外觀一如城堡。二十一年春滬變時，曾燬於炮火，距初造時僅二載耳。幸牆身雖燬，基礎頗固，最近重行設計改造，得復舊觀。茲將該屋落成後攝影，及平面圖等錄載本刊。

——蔡寶昌設計——

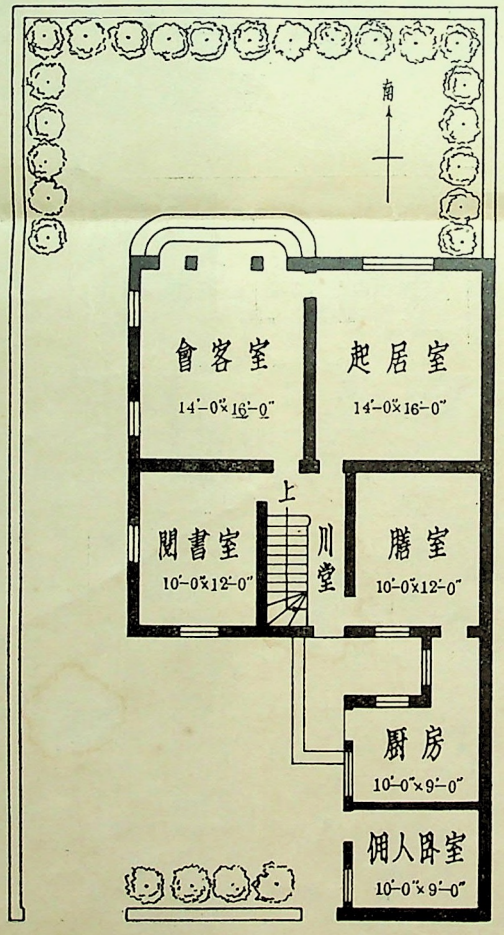

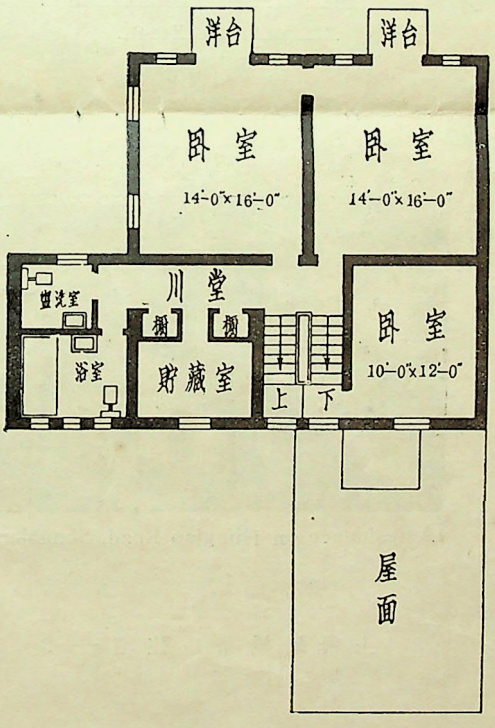

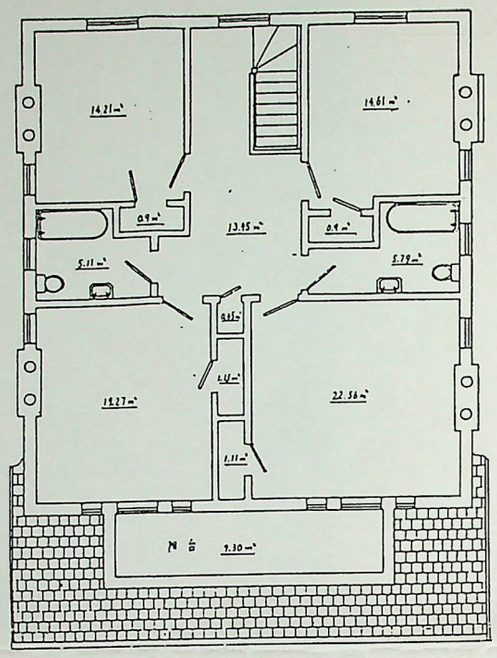

主楼二楼平面叁

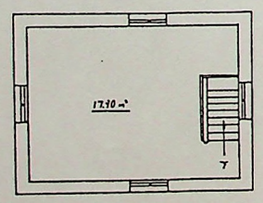

西南小楼二层平面叁

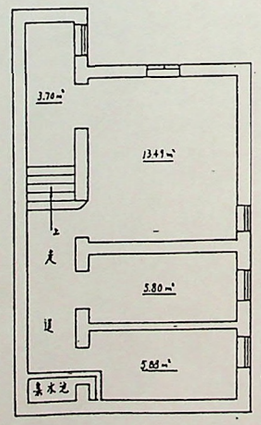

主楼东北地下室平面叁

上海愚园路1136弄30号
30/1136 Yu Yuan ROAD, SHANGHAI

N

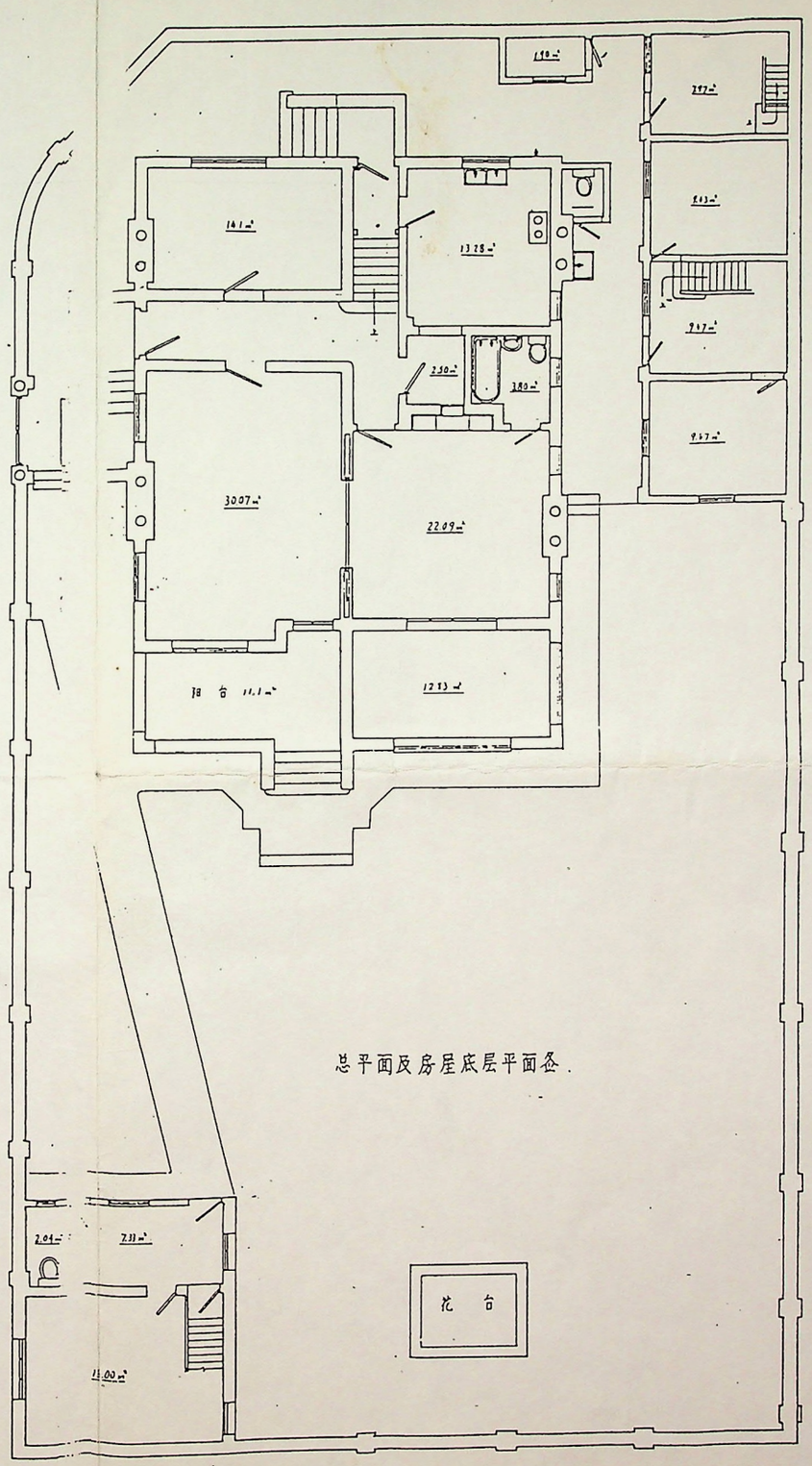

总平面及房屋底层平面叁.

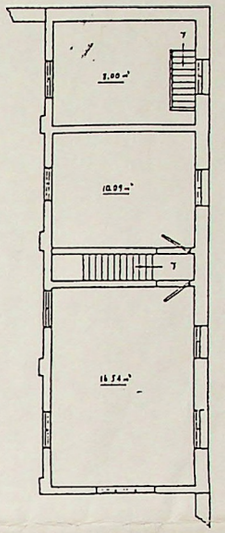

东北小楼二层平面叁

说明：1.南北总长 35.25 m，东西阔 19.1 m。
土地面积 661 ㎡。
2.建筑面积：①北面小间 2.8 ㎡
②主楼小楼 86.6 ㎡
③西南小楼 56.7 ㎡
④主 楼 286.5 ㎡（不包括地下室面积）
总计 432.6 ㎡
3.以上数字系自上海市土地房屋证和房屋所有权证。
4.房间中间的数字为实际使用面积。

长宁区江苏路街道 34 计 79 土			
愚园路 1136 弄 30 号 总平面叁			
测绘	程以刚	绘制日期	1993 年 12 月
比例	1:50		

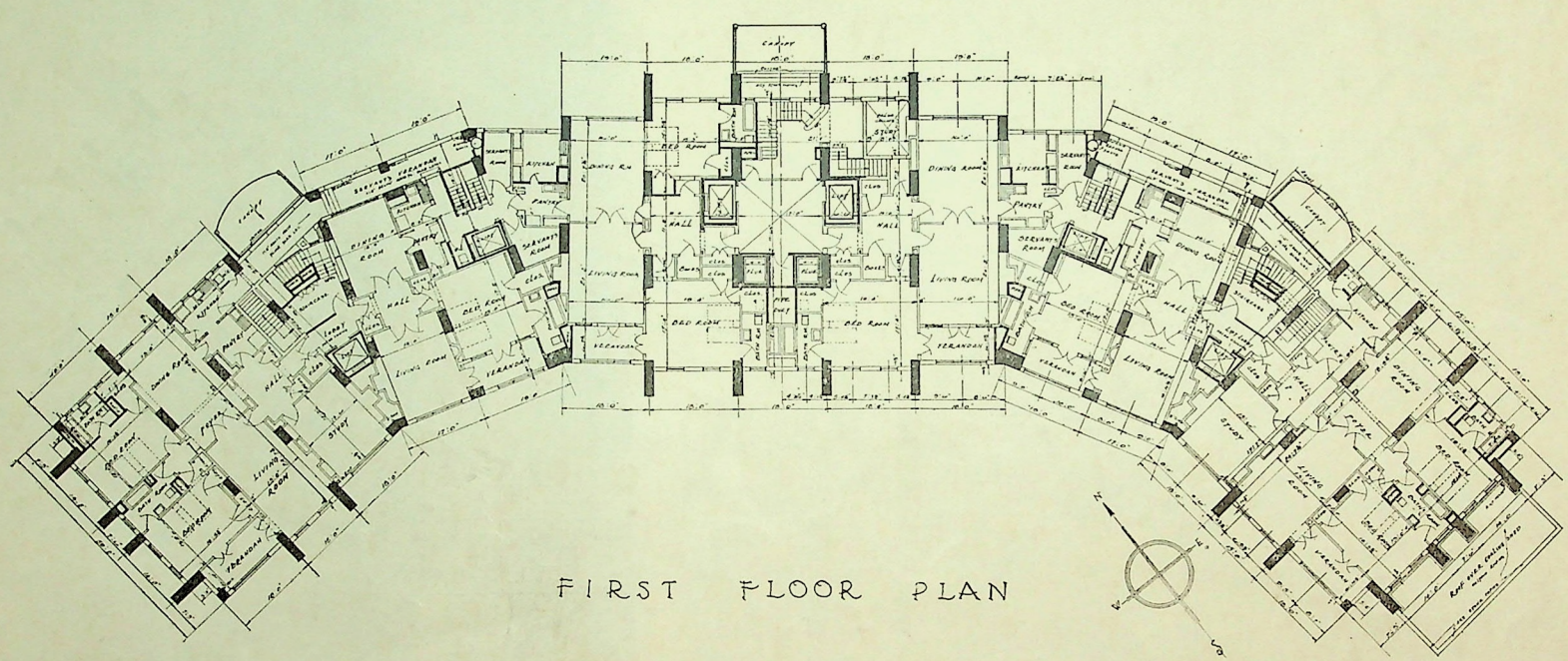

The Grosvenor House, Shanghai.

峻嶺寄廬　二層平面圖



NORTH-EAST ELEVATION DEVELOPED

The Grosvenor House, Shanghai.

東北立面圖　　盧寄嶺峻

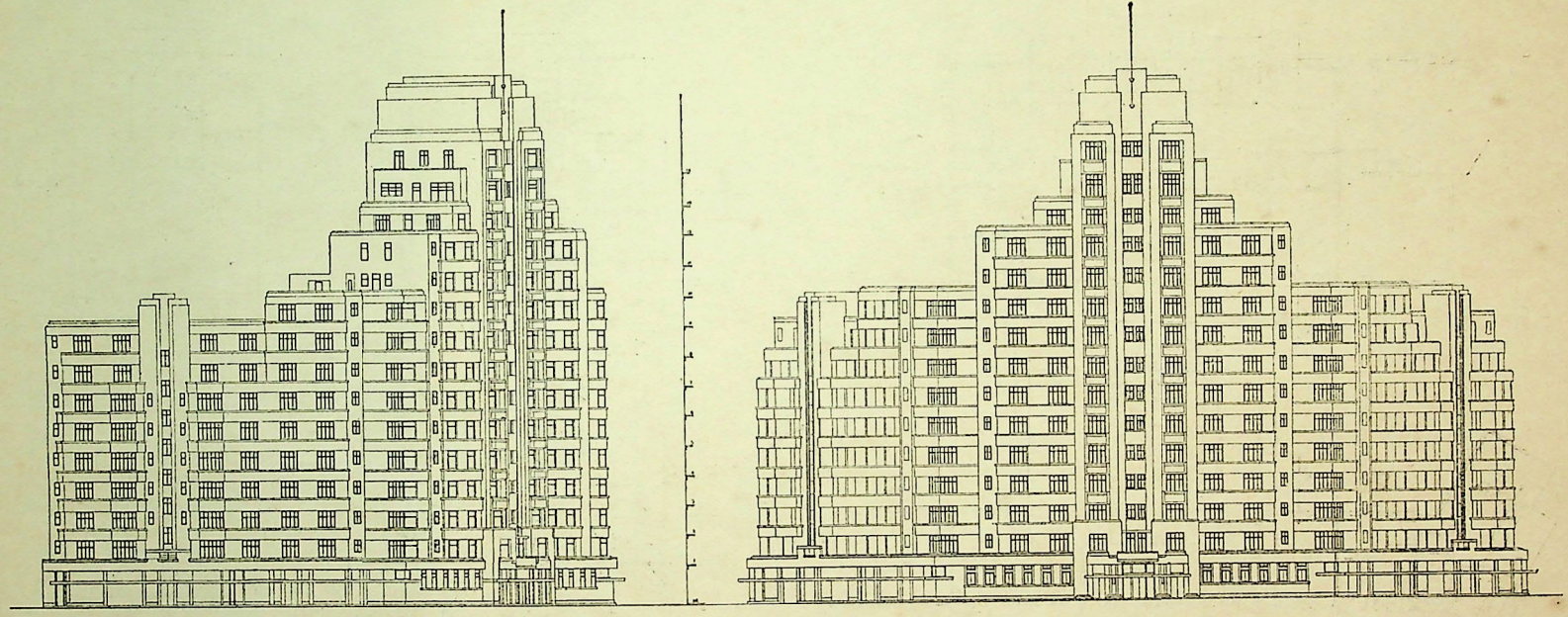

SOUTH-WEST ELEVATION

SOUTH ELEVATION

上海"Picardie"公寓立面圖

道斐南公寓九層及屋頂平面圖

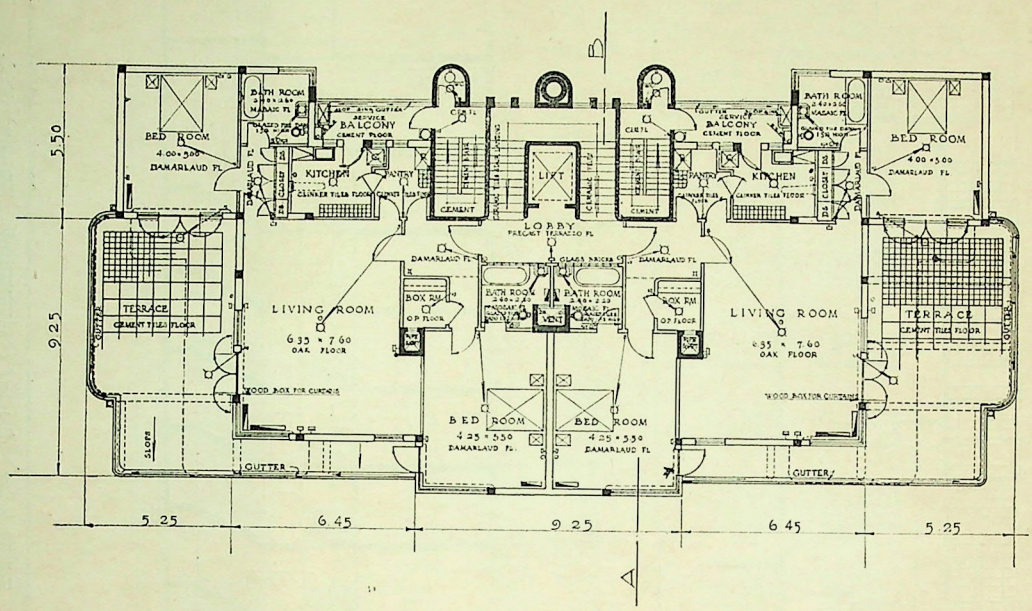

EIGHTH FLOOR PLAN

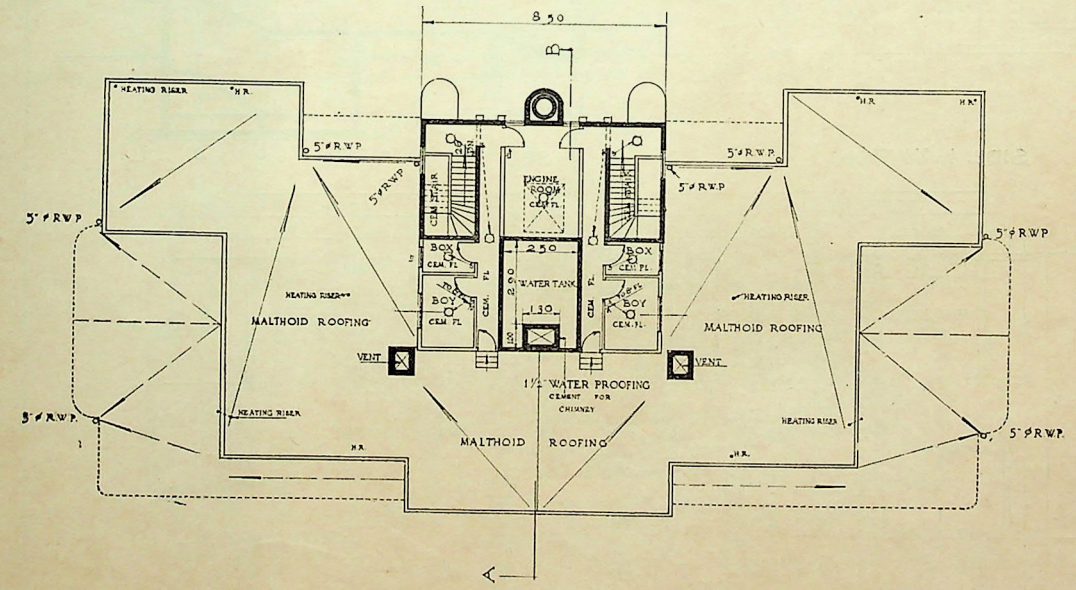

ROOF PLAN

The New Dauphine Apartment Building, Route Frelupt, Shanghai.

道斐南公寓南面立面圖及地窖平面圖

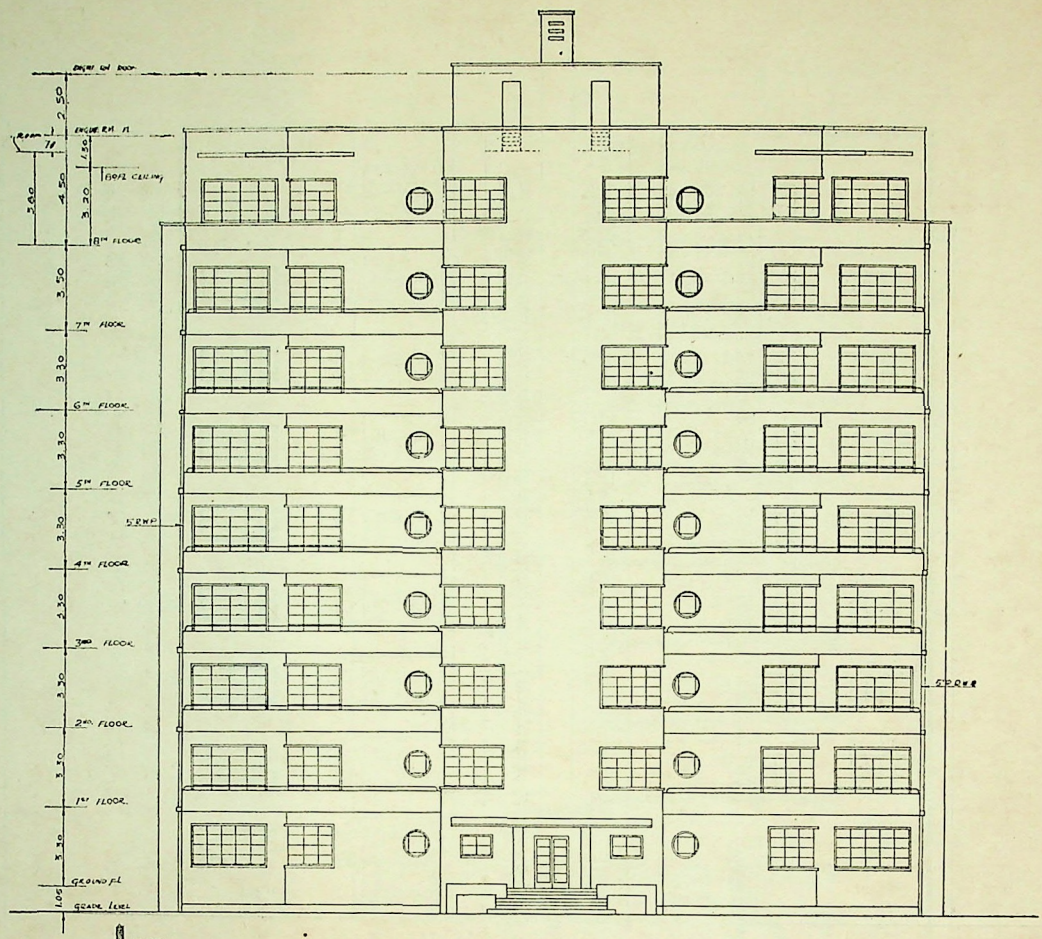

SOUTH ELEVATION

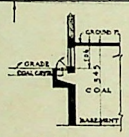

SECTION C-D.

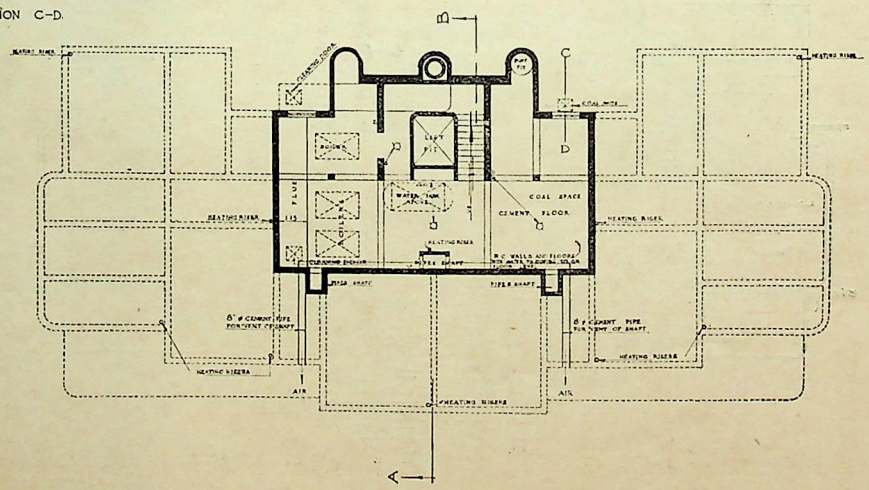

BASEMENT PLAN

The New Dauphine Apartment Bu lding, Route Frelupt, Shanghai.

（透視圖見本期封面）

道斐南公寓側面圖，剖面圖及二層至八層平面圖

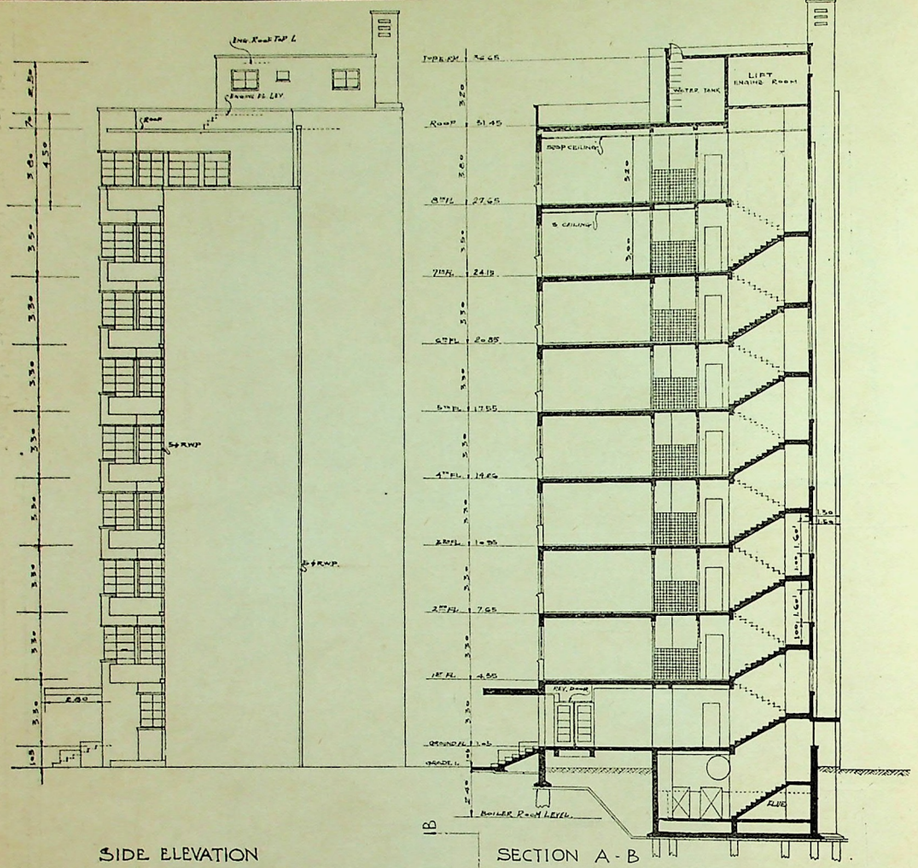

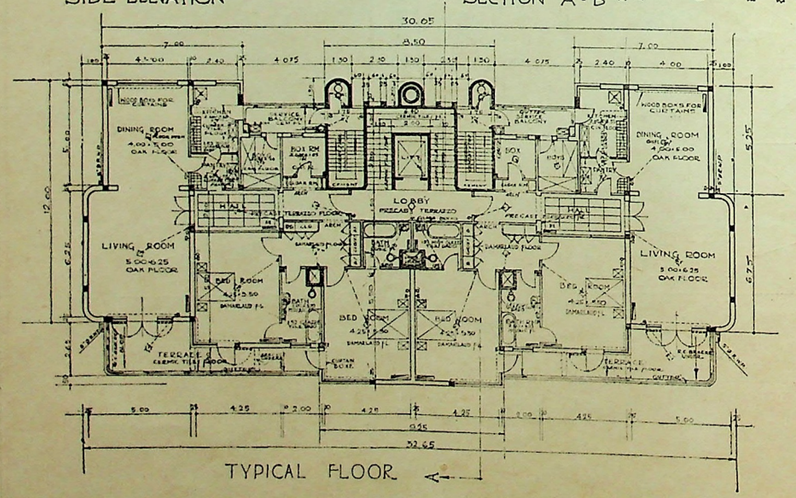

The New Dauphine Apartment Building, Route Frelupt, Shanghai.

道斐南公寓北面立面圖及下層平面圖

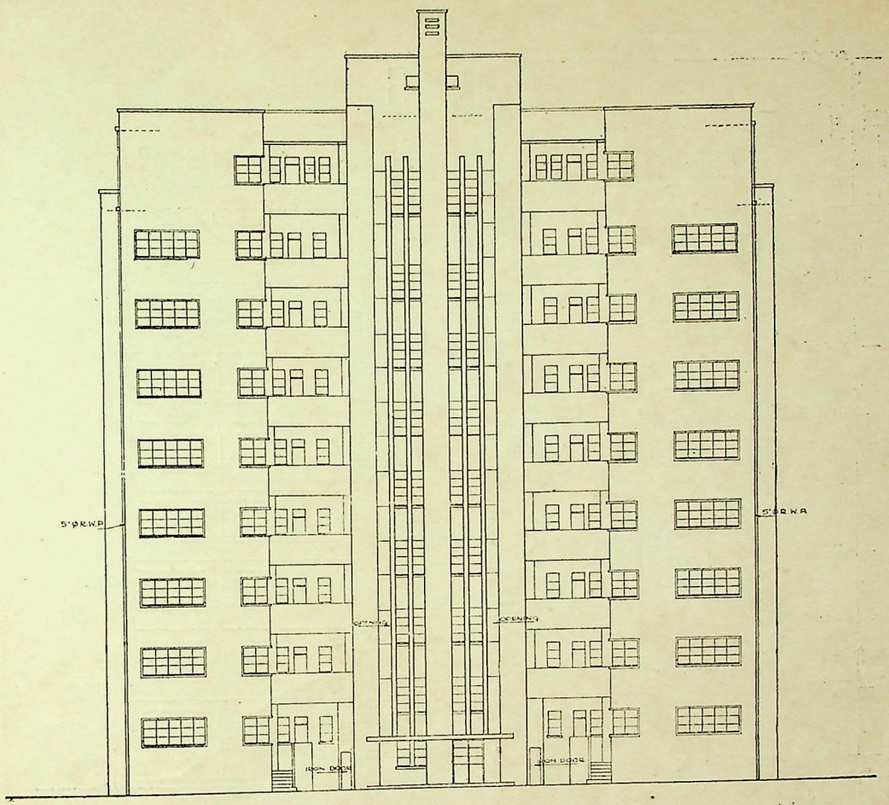

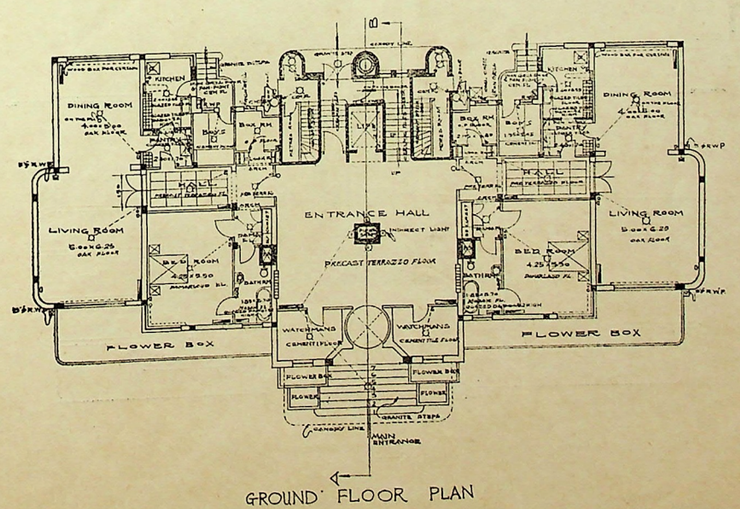

The New Dauphine Apartment Building, Route Frelupt, Shanghai.

P.01

021

Panafax HQ

03-07-1995 11:37

To: Paul Swenson : Fax: 2488138

From: : Fax:

Total area: 700 m² (5 Pages)



Fuxing Road

东立面图

				东立面图			
标记类别	更改文件号	签字	日期				
设计		标准化		工程名称		重量	比例
校对		审定					1:100
审核							
工艺		批准		共 页	第 页		

P.01

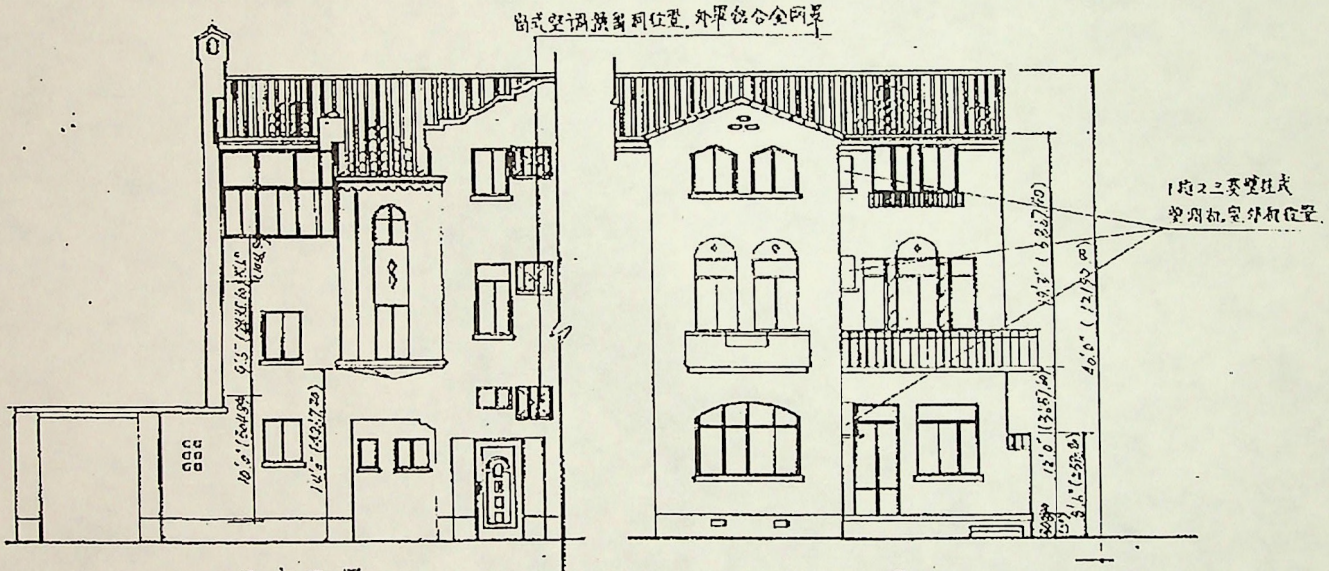

南、北立面图.

标记	处数	更改文件号	签字	日期				
设计		标准化			图样标记		重量	比例
校对		审定						1:100
审核								
工艺		日期			共 页	第 页		

北
Fu Xing Road
bedroom
bedroom
Garden
M1
M2
M3
浴
8356.60 (27'5")
17678.40 (59')
11023.60 (36'2")
1st Floor Plan

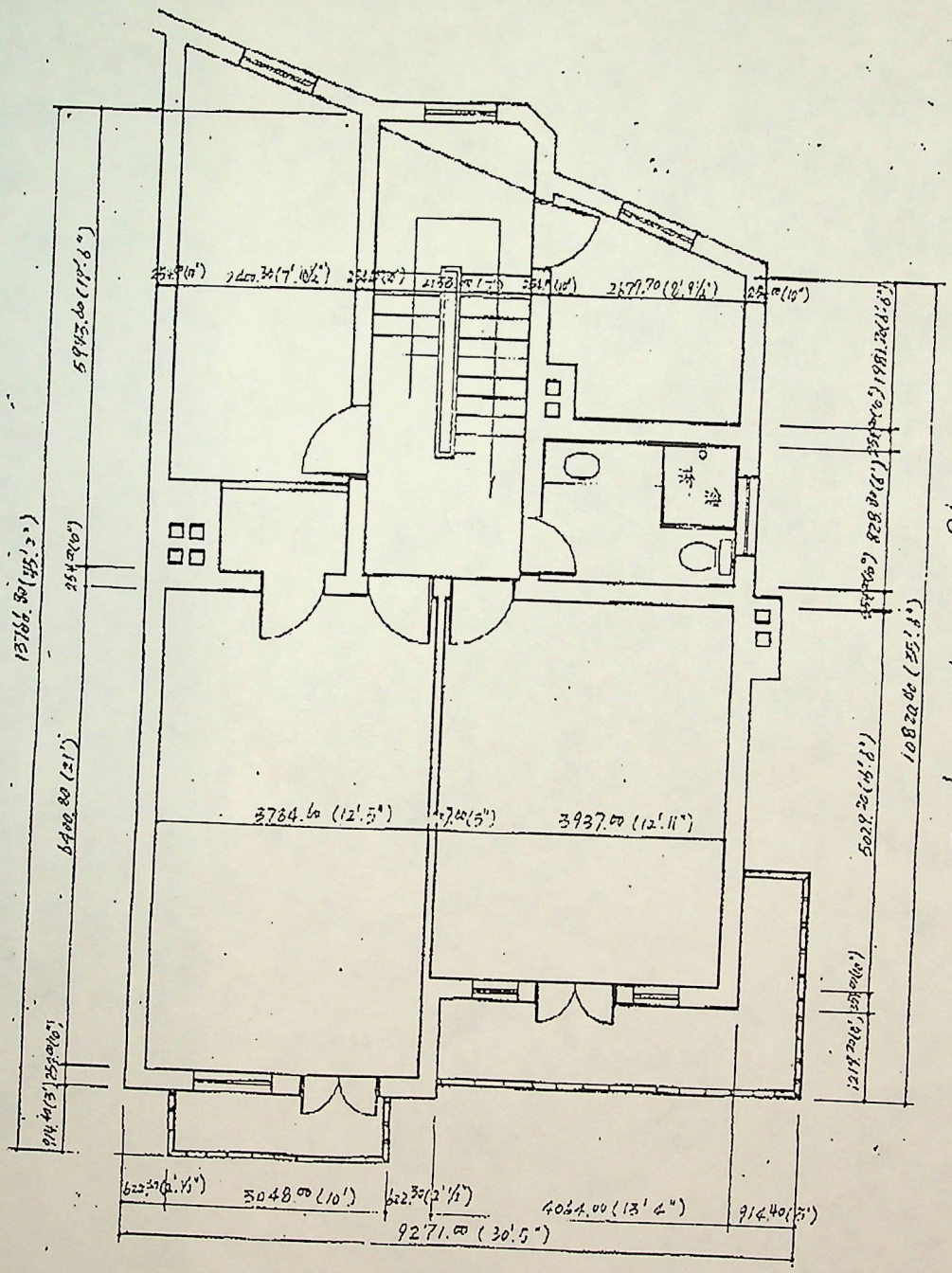
3784.60 (12'.5")
3937.00 (12'.11")
3048.00 (10')
4064.00 (13'.4")
9271.00 (30'.5")
2nd Floor Plan

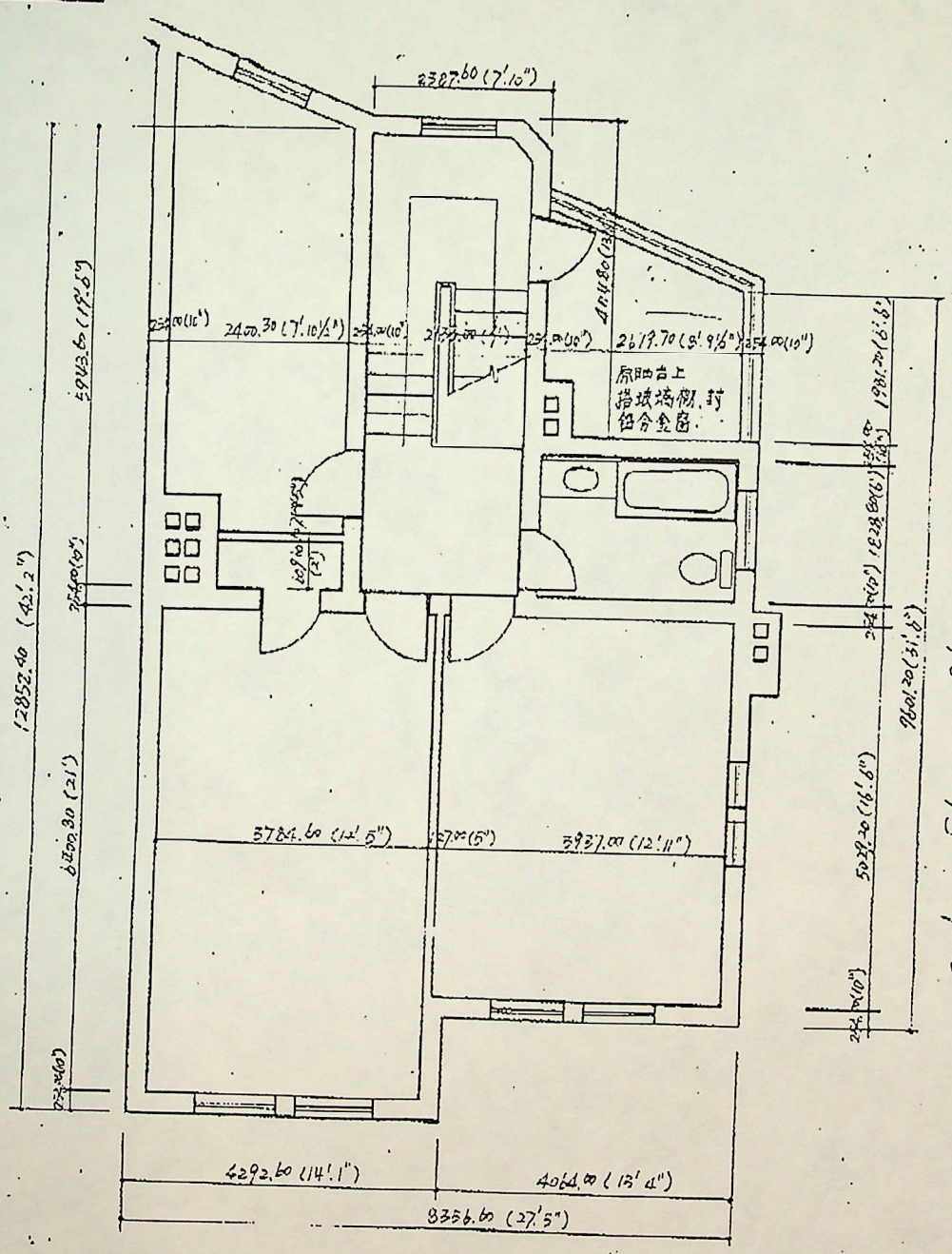
2387.60 (7'.10")
2400.30 (7'.10½")
2619.70 (8'.9½")
原映台上
搭玻璃棚、封
鋁合金窗.
3784.60 (12'.5")
3937.00 (12'.11")
12852.40 (42'.2")
4292.60 (14'.1")
4064.00 (13'.4")
8356.60 (27'.5")
3rd Floor Plan

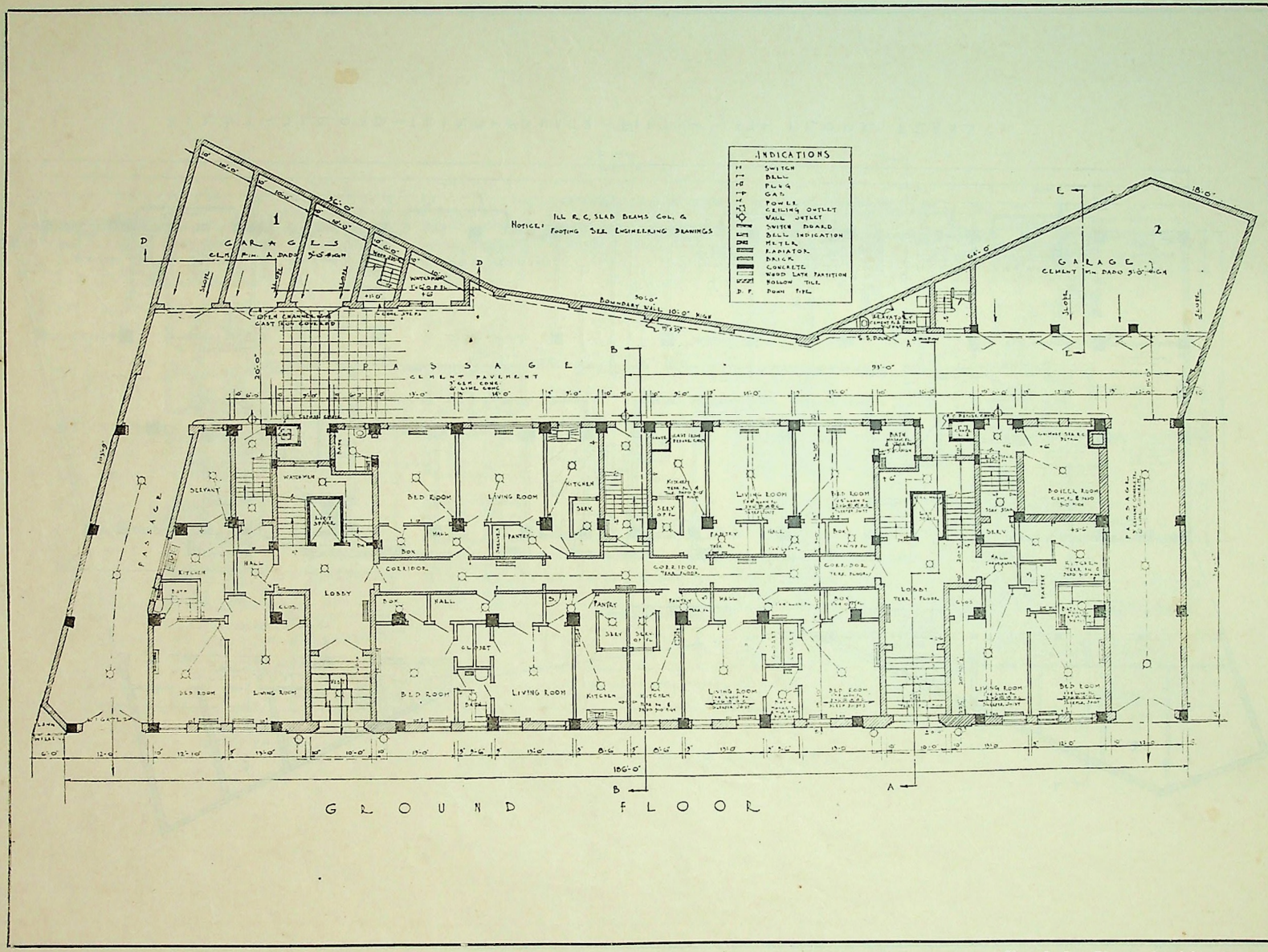

Apartment on Avenue Petain, Shanghai

Frank L. Chur, Architect

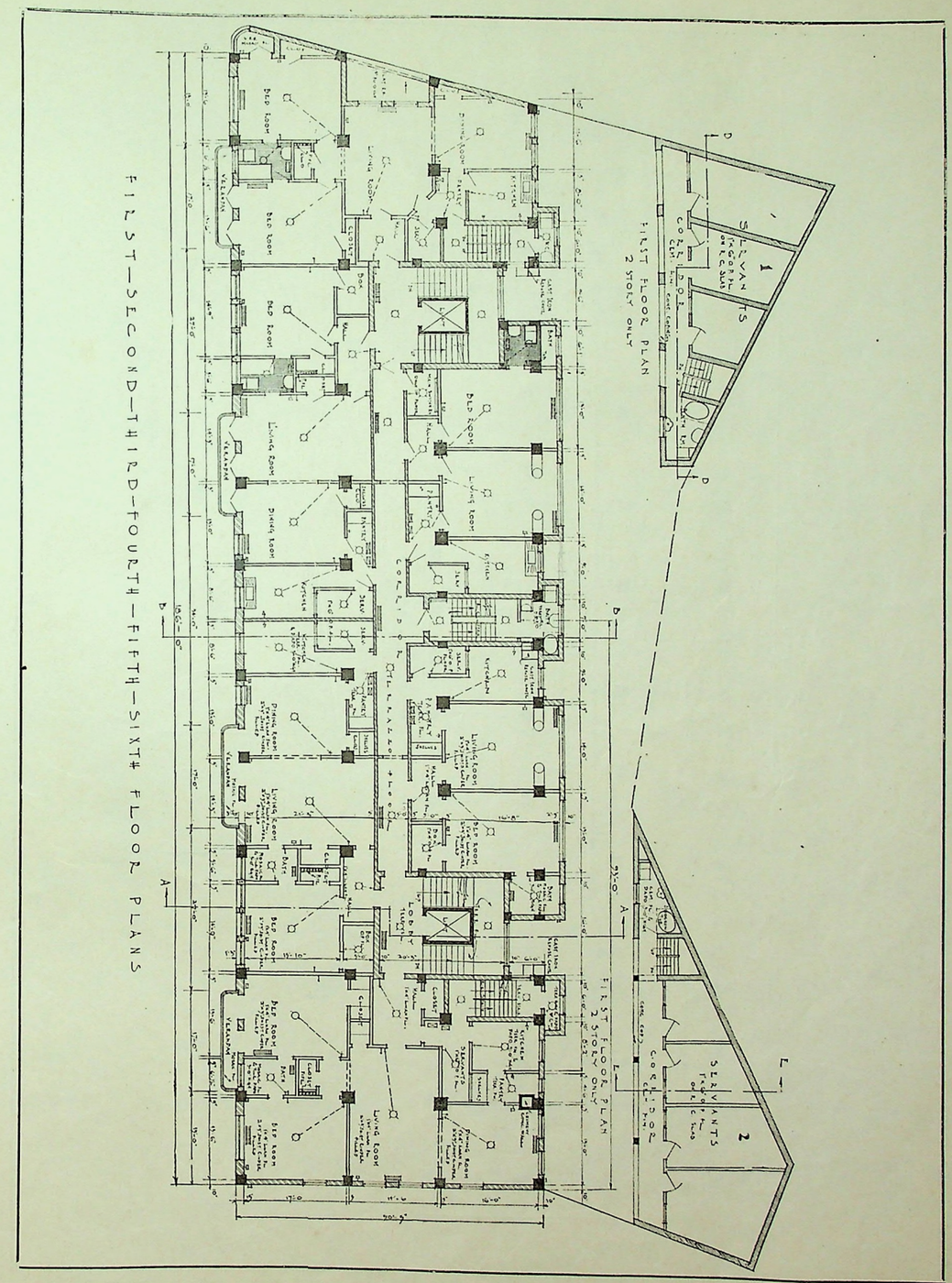

上海貝當路公寓圖樣之二

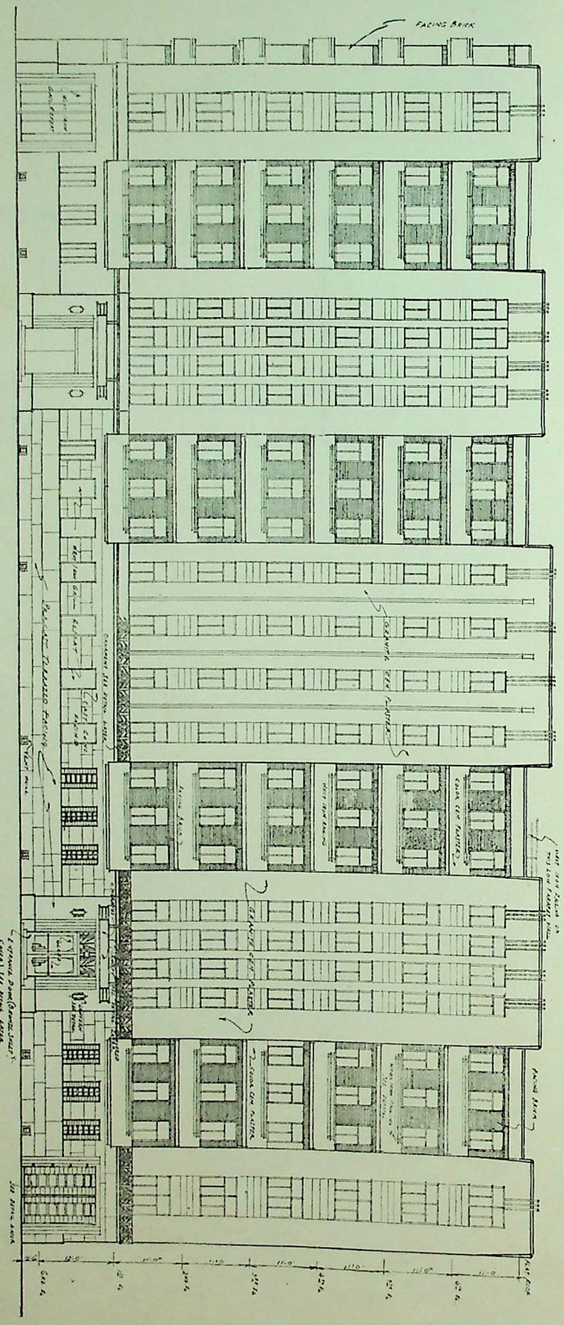

FRONT ELEVATION

上海貝當路公寓圖樣之三

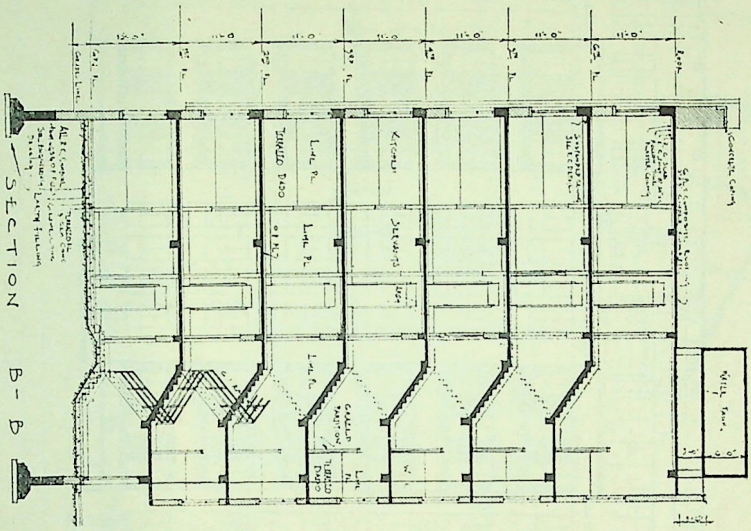

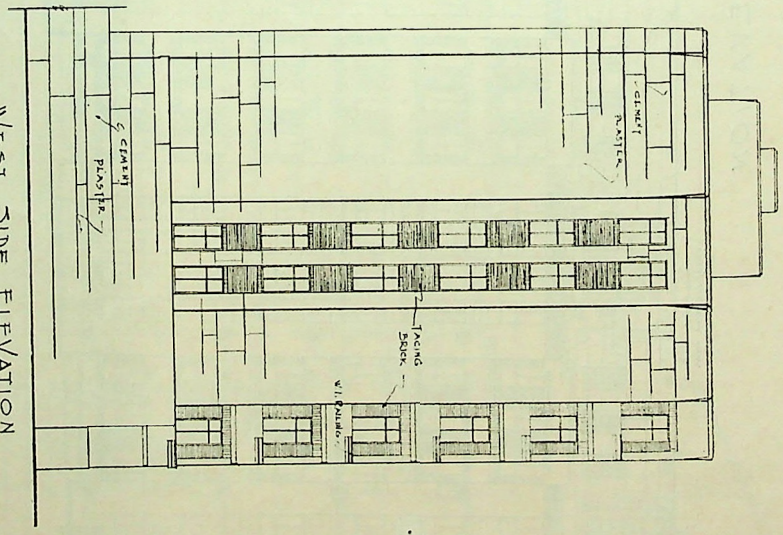

上海貝當路公寓圖樣之四

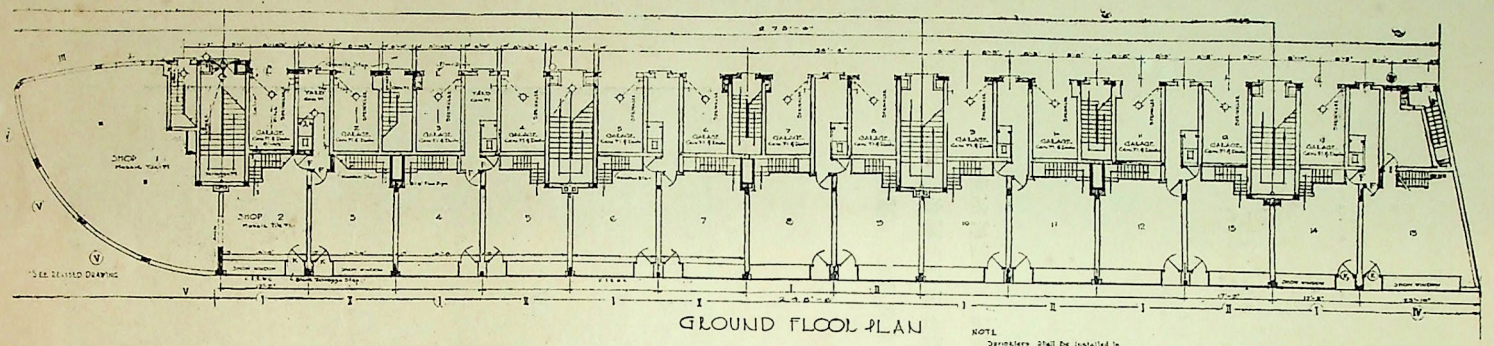

GROUND FLOOR PLAN

NOTE
Sprinklers Shall Be Installed In Each Every Garage.

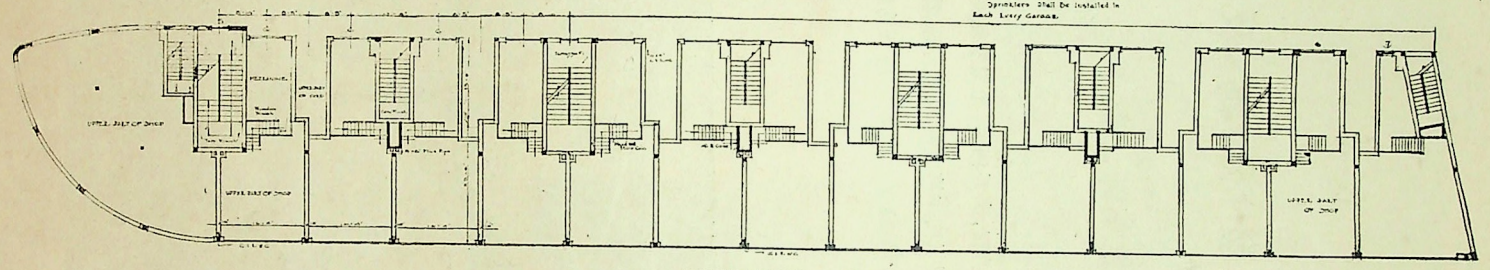

MEZZANINE PLAN

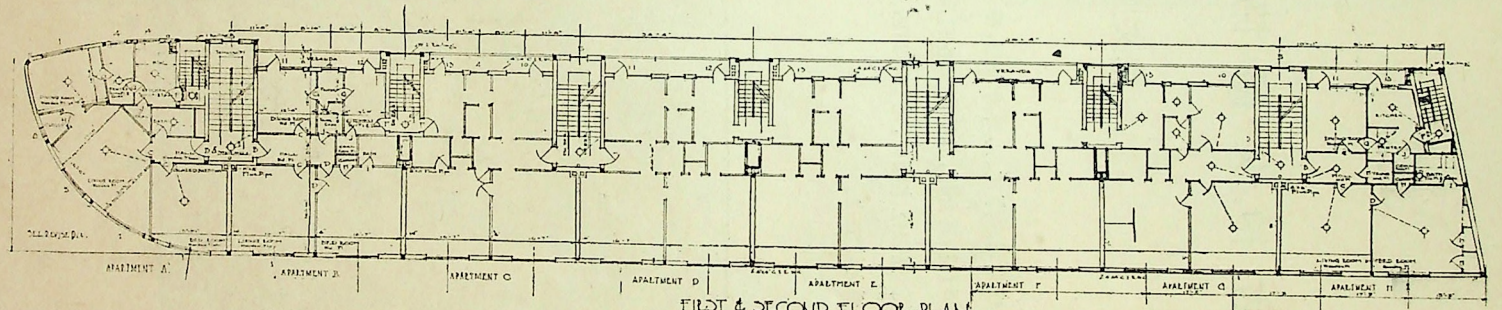

FIRST & SECOND FLOOR PLAN

WINDOW SCHEDULE				
TYPE	WIDTH	HEIGHT	TRACKS	REMARKS
1	[illegible]	[illegible]	Do	Standard
2	[illegible]	[illegible]	Do	
3	[illegible]	[illegible]	Do	
4	[illegible]	[illegible]	Do	
5	[illegible]	[illegible]	Do	
6	[illegible]	[illegible]	Do	
7	[illegible]	[illegible]	Do	Special
8	[illegible]	[illegible]	Do	Standard
9	[illegible]	[illegible]		Special
10	[illegible]	[illegible]	Do	Standard
11	[illegible]	[illegible]	Do	
12	[illegible]	[illegible]	Do	Special
13	[illegible]	[illegible]	Do	
14	[illegible]	[illegible]	Do	

DOOR SCHEDULE			
TYPE	SIZE	SHAPED	REMARKS
A	[illegible]	Do	
B	[illegible]	Do	
C	[illegible]	Do	Glazed Partition
D	[illegible]		
E	[illegible]	Do	
F	[illegible]		
G	[illegible]	Do	Double Acting
H	[illegible]		
I	[illegible]		
J	[illegible]		
K	[illegible]	Do	
L	[illegible]		Garage Door

INDEX	
	Switch
	Plug
	Ceiling Outlet
	Wall Outlet
	Gas
	Water Tap
	Electric Meter
	Radiator
	Drink Wall
	Hollow Tile
	Concrete

INDICATIONS	
C.I.	Cast Iron
L.W.C.	Lain Water Conductor
Terra	Terrazzo
L.C.	Reinforced Concrete
Hd Fl	Wooden Floor
Cem	Cement
W.I.	Wrought Iron
Conc	Concrete



DETAIL OF FLUE
Scale 1½" = 1'-0"

NOTE.
Floors for all shops shall be of Mosaic Tile
All kitchens & pantries shall have terrazzo floors & 5'-0" tile dado See 1/16 scale typical unit plan for detailed ~~[illegible]~~
For all dimensions & details refer to 1/16" Scale drawings
All brick work shall be laid in cement mortar

NOTE.
For Sizes & Positions Of Columns Refer To Drawing No 4 & Engineer's Drawings.

西 摩 路

古神父路協發公寓及住宅

范文照建築師計劃

住宅爲國際式。外表堅固，樸實美觀，窗戶極多，光線空氣充足。起居室前有大平台極爲合用，其餘大小各間及暖氣衛生等設備，咸能齊備，頗合新時代家庭之需要。僅以住宅而言，約佔空間四萬六千餘立方英尺，造價爲兩萬餘元，誠經濟新穎之住宅也。



協發公寓及住宅鳥瞰圖



外觀 →



← 門景
（一之門宅住）



← 外景
（一之宅住）

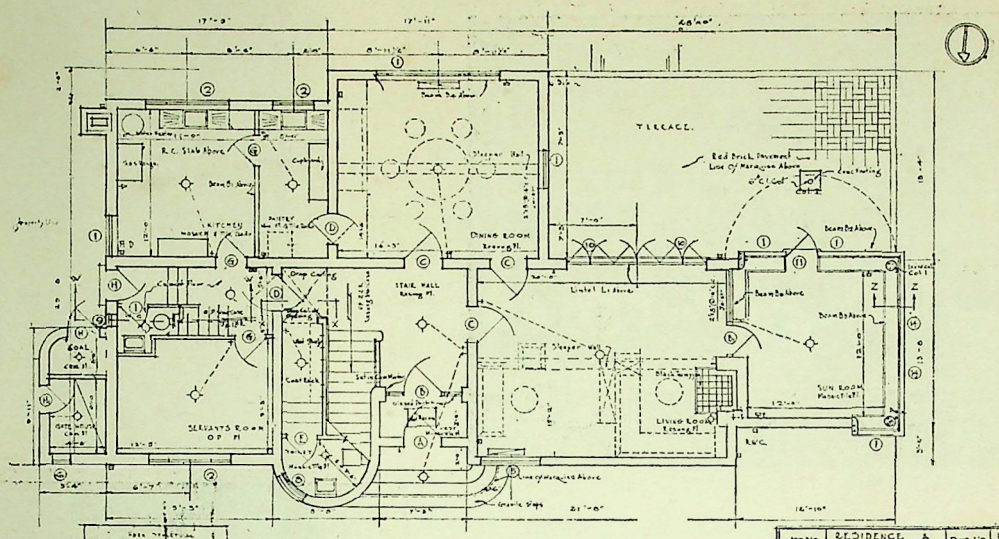

GROUND FLOOR PLAN

NOTE.
All Brick Work Shall Be Laid In Cement Mortar.
All Movable Fixtures Indicated On Plan Are Not Included In Contract
All Built In Cupboards In Kitchen & Pantry Are Included In Closets Are Included In Contract

Job No. 32126	RESIDENCE A On Cad Lot 12580 Sht 7 At Route Maresca Shanghai	Dwg No 1
GROUND FL & FOUNDATION PLANS		
Made By	Robert Fan, B.S. B. Arch Architect 88 Seymour Road Shanghai	Scale 1/4"=1'-0"
Checked By		Date June 1933
Approved By		

上海四川路二十九號 范文照建築師事務所

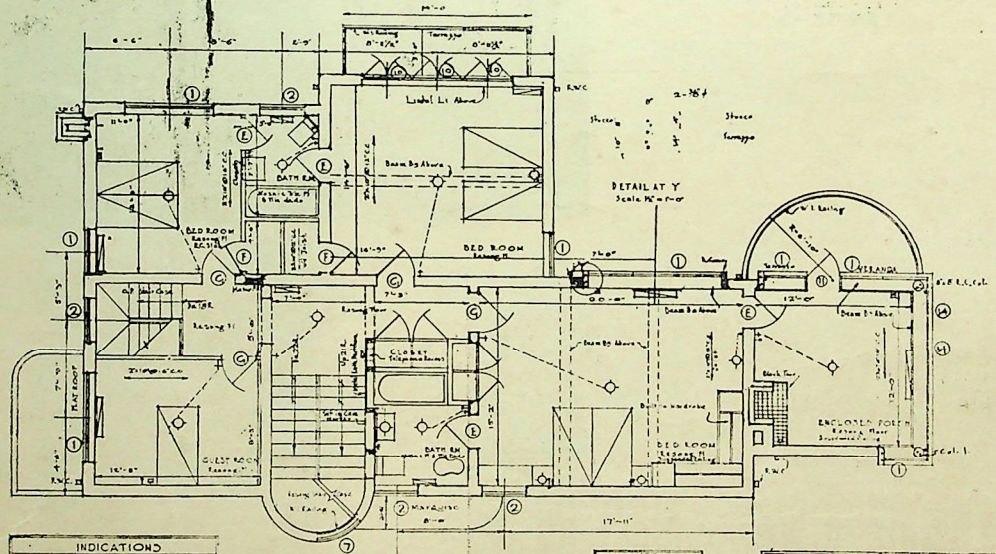

FIRST FLOOR PLAN

INDICATIONS	
O.P.	Oregon Pine
Terr.	Terrazzo
H.C.	Hair Water Combustion
W.I.	Wrought Iron
Conc.	Concrete
Cem.	Cement
D.	Floor Drain
R.C.	Reinforced Concrete
C.	Cast Iron
Col.	Column

NOTE.
All Brick Work Shall Be Laid In Cement Mortar.
All Movable Fixtures Indicated On Plan Are Not Included In Contract
All Built In Cupboards In Kitchen & Pantry & Shelves In Closets Are Included In Contract

INDEX	
H	Switch
O	Ceiling Outlet
	Plug
	Meter
H	Power Plug
H	Gas
T	Telephone
	(Bell)
	Bell Indicator
	Radiator

Job No. 32126	RESIDENCE A On Cad Lot 12580 Sht 7 At Route Maresca Shanghai	Dwg No 2
1ST FLOOR & ROOF PLANS		
Made By	Robert Fan, B.S. B. Arch Architect 88 Seymour Road Shanghai	Scale 1/4"=1'-0"
Checked By		Date June 1933
Approved By		

上海四川路二十九號 范文照建築師事務所

圖面平層一及層底
（一之宅住）



一之處口進門正寓公雅集

(b)浴室　每日每人所用時間亦不過一小時而已，故用短時間之燈光，尚屬經濟。至於室氣則採用人工通氣法，可使流通不息。

如是則光綫與空氣兩大問題，不難迎刃而解矣。

(c)廚房　清潔衞生，係設計廚房之最要關鍵，均於進門處與浴室採用吊平頂，俾使廚室內之雜氣，由此平頂之開口經過吊平頂而達總通氣管。至於光綫則利用向起居室之高窗反射亦頗充足。

本建築內尚有反光窗之設置頗屬穎巧。茲略述之。綠係樓梯部份之光線不足，必須設法將陽光引入。但若直接在外牆上開窗，適爲正門，有損美觀。故今利用外牆凸出部之頂面，裝以玻璃磚，使光綫透入，經配置之鏡面反射而達於內部，光線於以充足，外部不失美觀，爲最妥善之辦法。特將詳圖轉載本刊，以供參考。（見二十六頁）



二之處口進門側寓公雅集

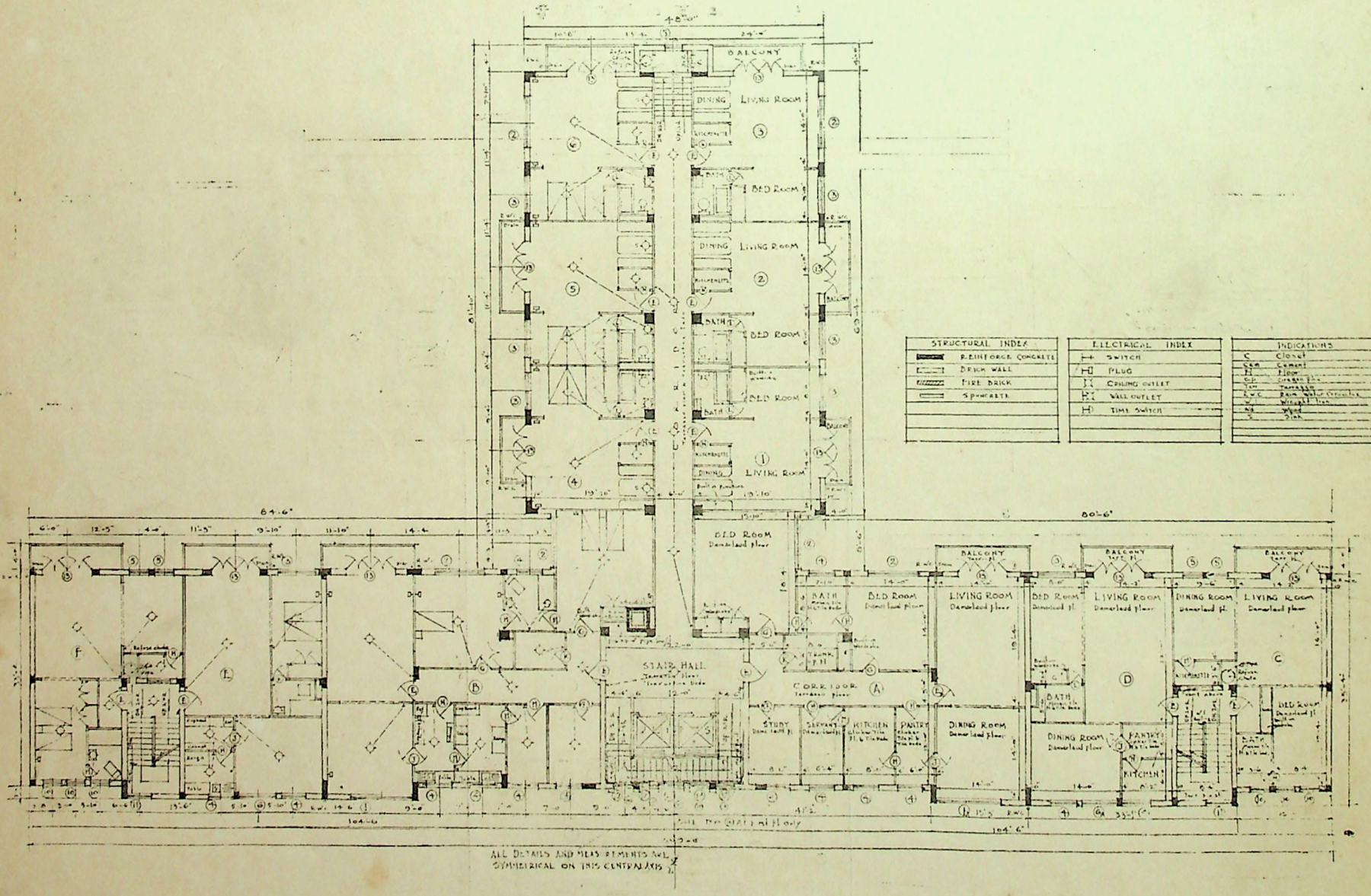

1ST. 2ND. 3RD. FLOOR PLAN

SCALE 1/8" = 1'-0"

集雅公寓一二三層平面圖

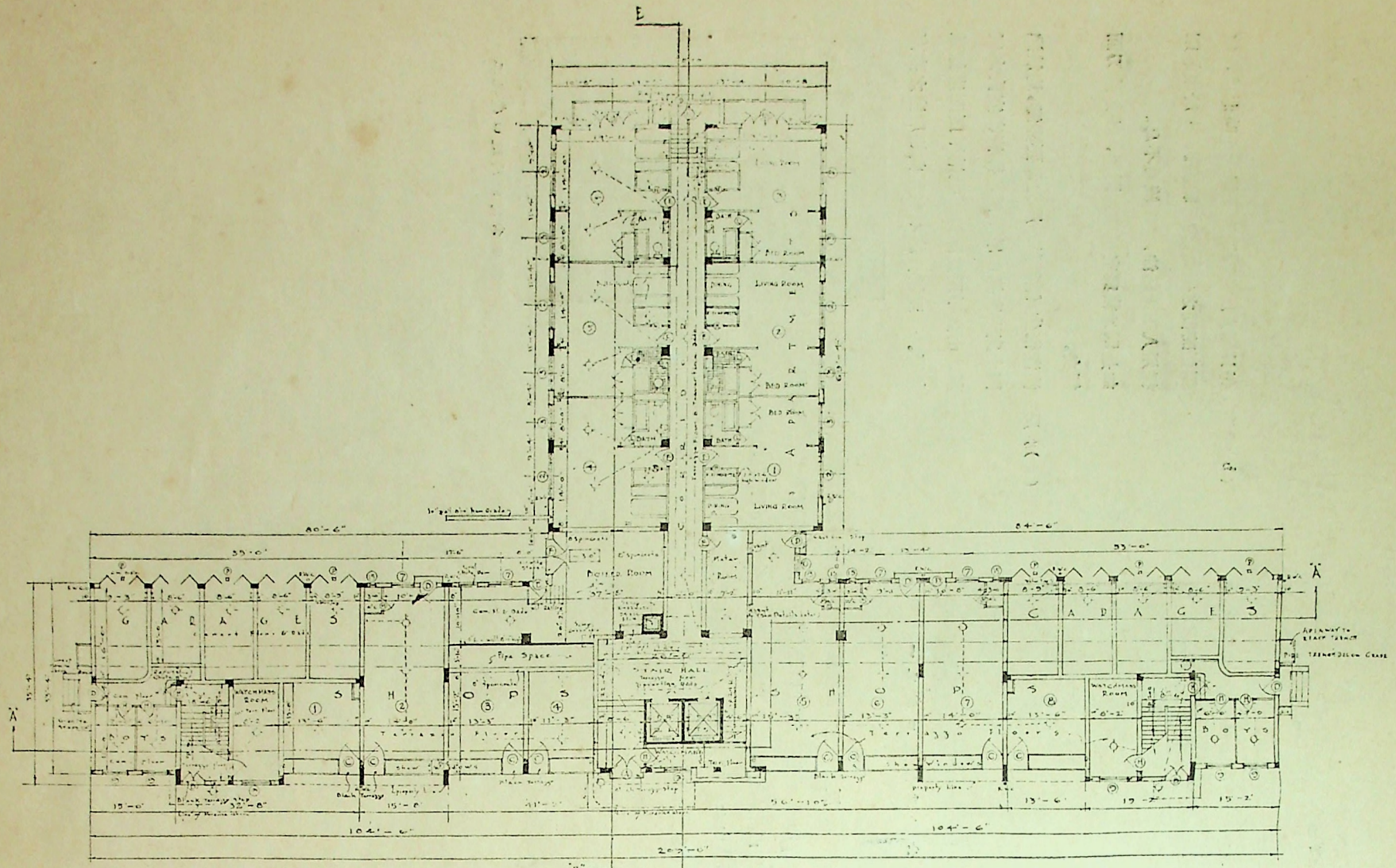

STRUCTURAL INDEX	
	Reinforce Concrete
	Brick
	Fire Brick
	Spincrete

ELECTRICAL INDEX	
H	Switch
H	Plug
C	Ceiling outlet
W	Wall outlet
T	Time Switch

ALL DETAILS AND MEASUREMENTS ARE SYMMETRICAL ON THIS CENTRAL AXIS

GROUND FLOOR PLAN

SCALE 1/8" = 1'-0"

INDICATIONS			
C.	Closet	Terra	Terrazzo
Cem.	Cement	R.W.C.	Rain Water Conductor
Fl.	Floor	W.I.	Wrought Iron
O.P.	Oregon Pine	Wd.	Wood
S	Sink		

Revised Jan 19.1934.

Revised Jan 24 1934

集雅公寓底層平面圖

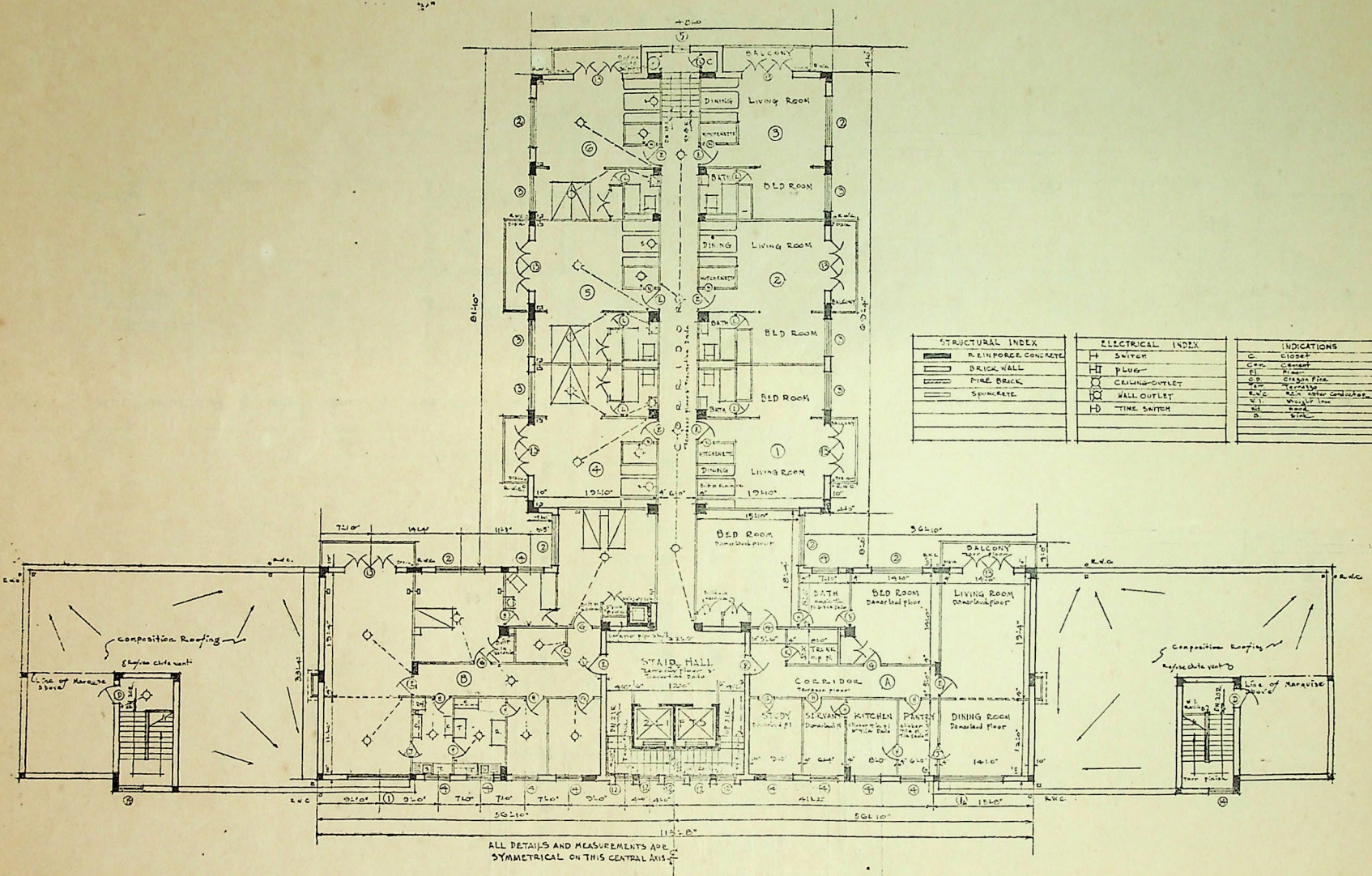

4TH 5TH 6TH FLOOR PLAN

SCALE 1/8" = 1'-0"

集雅公寓四五六層平面圖

上海貝當路集雅公寓築建說明

范文照建築師計劃

本公寓之設計如下:

(甲)位置　貝當路巡捕房東。

(乙)格式　國際式。

(丙)材料　屋架用鋼骨水泥,外部用司得克,內部按其需要而用以相當之堅固合用之材料。

(丁)用途　專供簡單家庭之需,如係單人獨居,更屬相宜,因其橱房狹小,又無僕役什雜等室,以虛佔地位,故全部公寓之設備極端簡潔,管理既易,租金又廉,誠爲滬上最新式之公寓也。

(戊)造價　全部造價共計國幣伍拾四萬五千餘元。



集雅公寓側面立視

(巳)承建　整個建築,由吳仁安營造廠承造。內部之電燈及無線電天線等設備,爲興泰電燈公司承包,鋼窗爲中國銅鐵工廠承包,均係滬上包工中之有名者。故所得成績,頗受業主及住客之贊賞!

本公寓用途既如上述,故設計方面亦必使其經濟美觀堅固適用爲尚。此項設計歐美雖已採用,但於中國猶屬初創一舉。茲將重要各點分述如下:



集雅公寓之正面立視

(一)適應社會需要　滬上地價之鉅,人所共知,故於設計建築,必須審愼社會需要之程度,而所投資於造屋地產總額,與造成後所收回之租金多寡,是否合於商業原則。故欲有良好之結果,必使地位經濟而效力始宏。本公寓對於此層尤爲注意。同時因地位之狹窄,光綫空氣之調節,殊費苦心,能得目下之結果,誠非易事也。

(二)關於結構　主要房間,如臥室起居室並列於有窗之面,將餐室浴室廚室,置於靠近甬道。其理由如下:

(a)餐室　每日所用共計不過一二小時,時間至少,位於起居室之一角,不過稍向裏面而已,光綫空氣,與起居室完全相同。



← 法郵船「諾門地」三大煙囪之一

運動場，化費尤鉅。場內有俱樂部並有石像二百座尊，爲各城市所敬獻者，高大有常人兩倍。場外又有網球場，屋內又有研究拳術劍術等室設備，又有大游泳池，其參加各種體育運動人士，並不只限青年學生，凡屬政府機關社會團體商賈勞工等男女老少，咸能貫澈精神研究不懈。

至於各國建築設計方向固執守古，首推英國，故雖倫敦新建最大銀行房屋，仍然新中帶舊，完全新派不含絲毫舊古風采者，在英國境內可謂絕無僅有。且新舊參雜，不若意國全然守古，或全然維新，設計者較爲適當合調，所用材料又極矯貴精美。所惜羅馬街市，近年新闢馬路，間有緊接古跡爲背景之處，似覺不甚稱配。）捷克方面新興建築，多採新法，惟用材不甚考究。美國建築亦仍新舊並用，其對實用取材，同能兼顧研究透澈者，厥唯德國，其餘則皆帝虎魯魚，大同小異，難以盡述。

歐美人士對於富有歷史價值之名勝古跡，尤能保留不遺餘力，如城市方面拆除城垣改造馬路，仍必留其城門，以存城市痕跡。鄉村方面翻造平民住宅花園村房屋廣充科學設備，又必留其舊有浮橋狹道，絕不使失鄉村風光，恰與城市別饒興趣。並禁止破壞郊外景緻，即張貼廣告之微，官廳亦有嚴格限制，足見各國政府對於建築事業之重視。蓋樹木森林一切天然景物實爲建築設計之最好配置，吾儕從事於建築業者，尤不可不注意及此。

又歐遊途中，由紐約過大西洋之法郵船諾門地 Normandie 構造之精，規模之大，亦有足述者。因該郵船爲近代僅有，內部裝飾所用材料以鋼鐵玻璃居多，內廳逼置塑壁，甚有興趣。惟燈炬光度逼人，雖佈置輝煌，究於目力有損，似覺當時設計者過於愛重裝飾，忽於默察實際効用，未免美中不足。而船體後部震動異常，測其所以固由發動機力量宏大，旋轉疾速所致，然其內廳空敞，不用柱頭，主要烟囪，又不直由廳內穿出，使從廳外兩旁抱圍而上，致船身中心受虛失去抵禦震動壓力，刻已開向造船廠改造，加裝柱頭，可見人類思想，雖漸進步，仍未脫離試驗面膜。故今日之言新奇者，明日仍不免有改良淘汰之更新發現，造化無窮，觀此益信，吾輩人類其各自強不息乎。

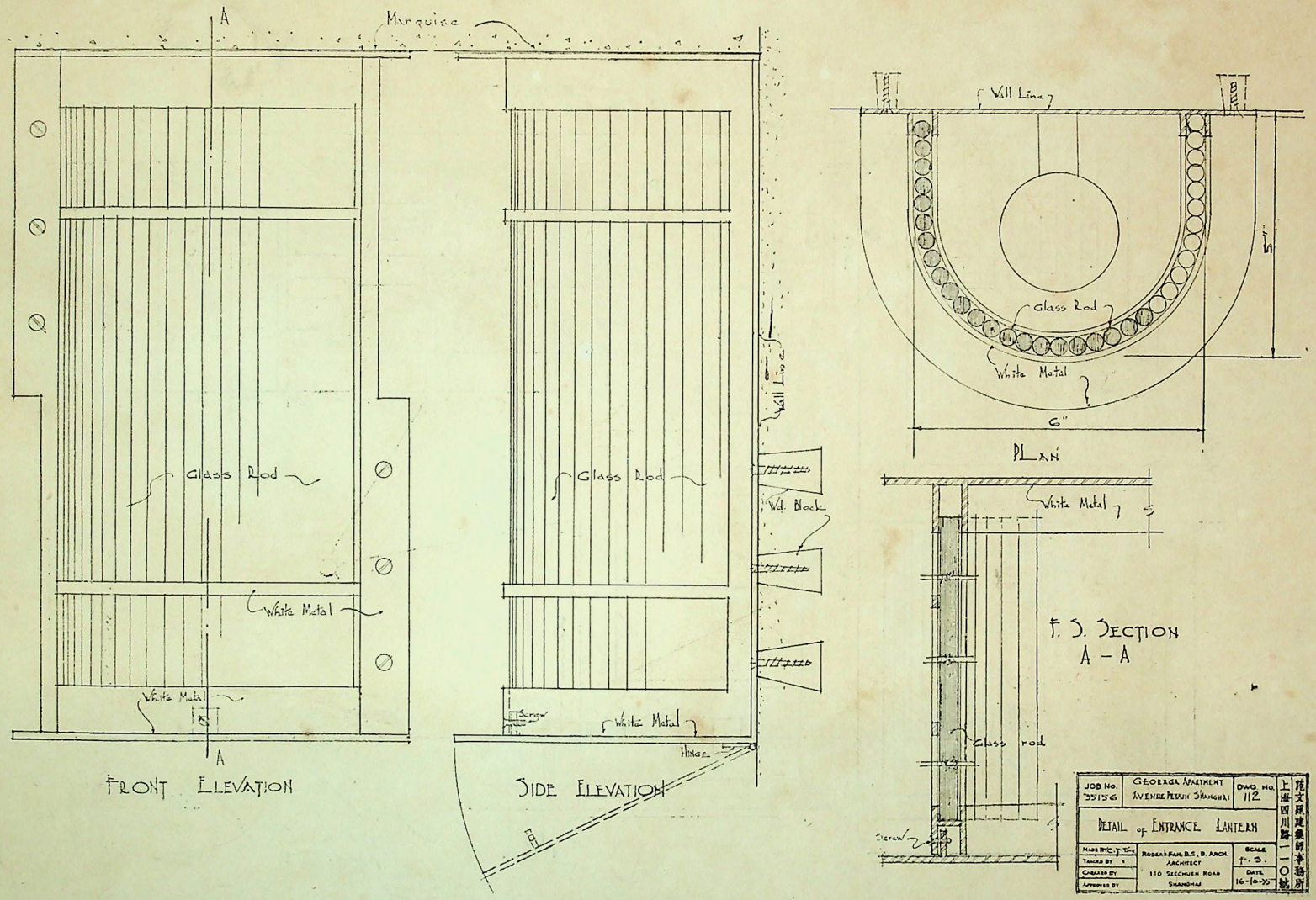
A
Marquise
Glass Rod
White Metal
White Metal
A
FRONT ELEVATION
Glass Rod
Wall Line
Wd. Block
Screw
White Metal
Hinge
SIDE ELEVATION
Wall Line
Glass Rod
White Metal
5"
6"
PLAN
White Metal
F. S. SECTION
A - A
Glass rod
Screw
JOB No. 35156
GEORGE APARTMENT
AVENUE PETAIN SHANGHAI
DWG. No. 112
DETAIL of ENTRANCE LANTERN
MADE BY C. J. Tine
TRACED BY
CHECKED BY
APPROVED BY
ROBERT FAN, B.S., B. ARCH.
ARCHITECT
110 SZECHUEN ROAD
SHANGHAI
SCALE F. S.
DATE 16-10-35
范文照建築師事務所
上海四川路一一〇號

樣大燈門寓公雅集

J.O.33131-10A

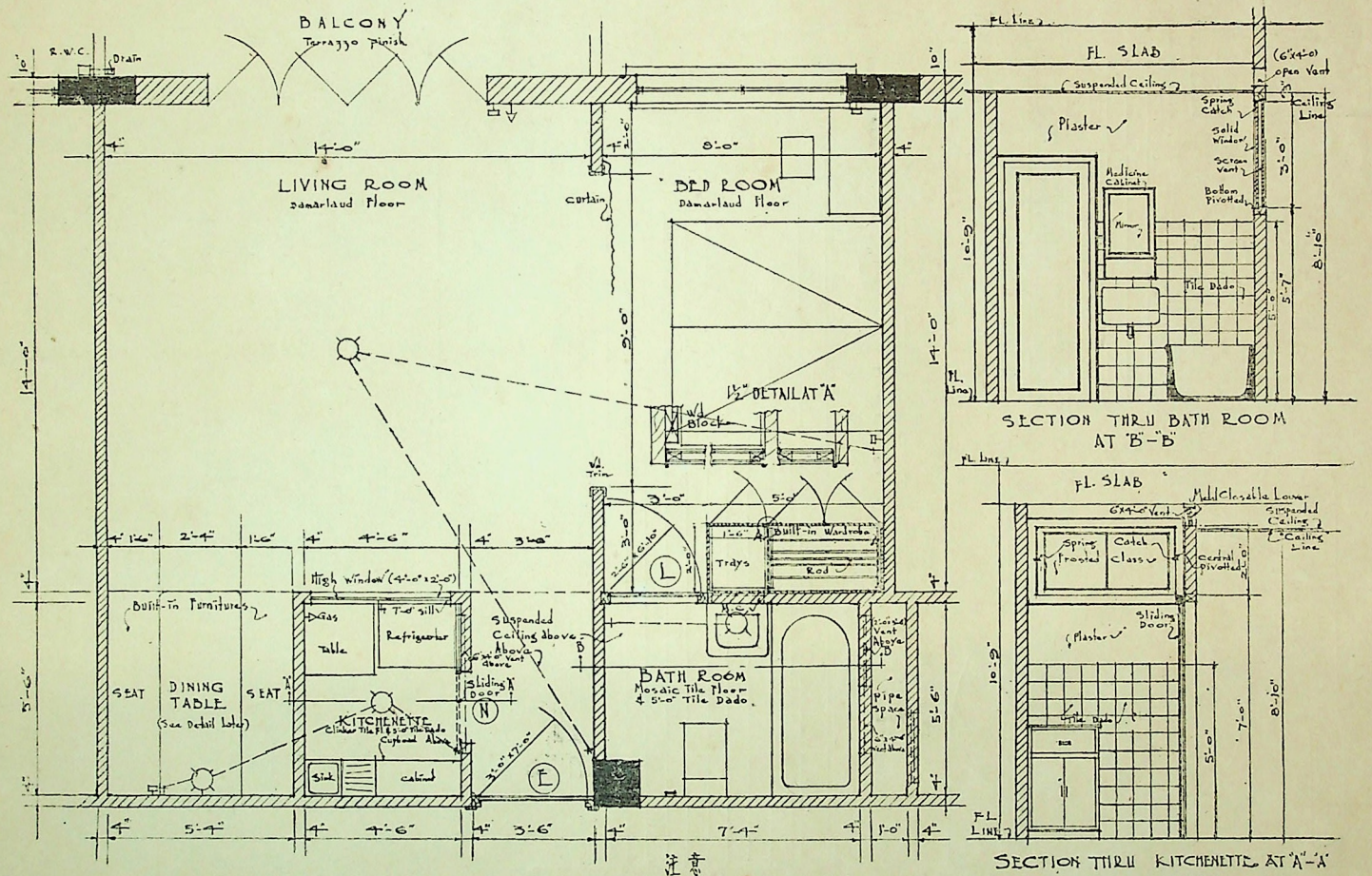

REVISED PLAN OF TYPICAL SMALL APARTMENT
SCALE ½"=1'-0"

注意
L号洋門由式尺濶
改為式尺六寸濶

SECTION THRU BATH ROOM AT "B"-"B"

SECTION THRU KITCHENETTE AT "A"-"A"

OFFICE OF ROBERT FAN ARCHITECT
110 SZECHUEN ROAD SHANGHAI
DATE: SEPTEMBER 18, 1934
REVISED DATE 30-10-34
JOB No. 33131 DWG No. 10A

樣大可各寓公雅集

無名英雄墓圖案

范文照建築師草擬

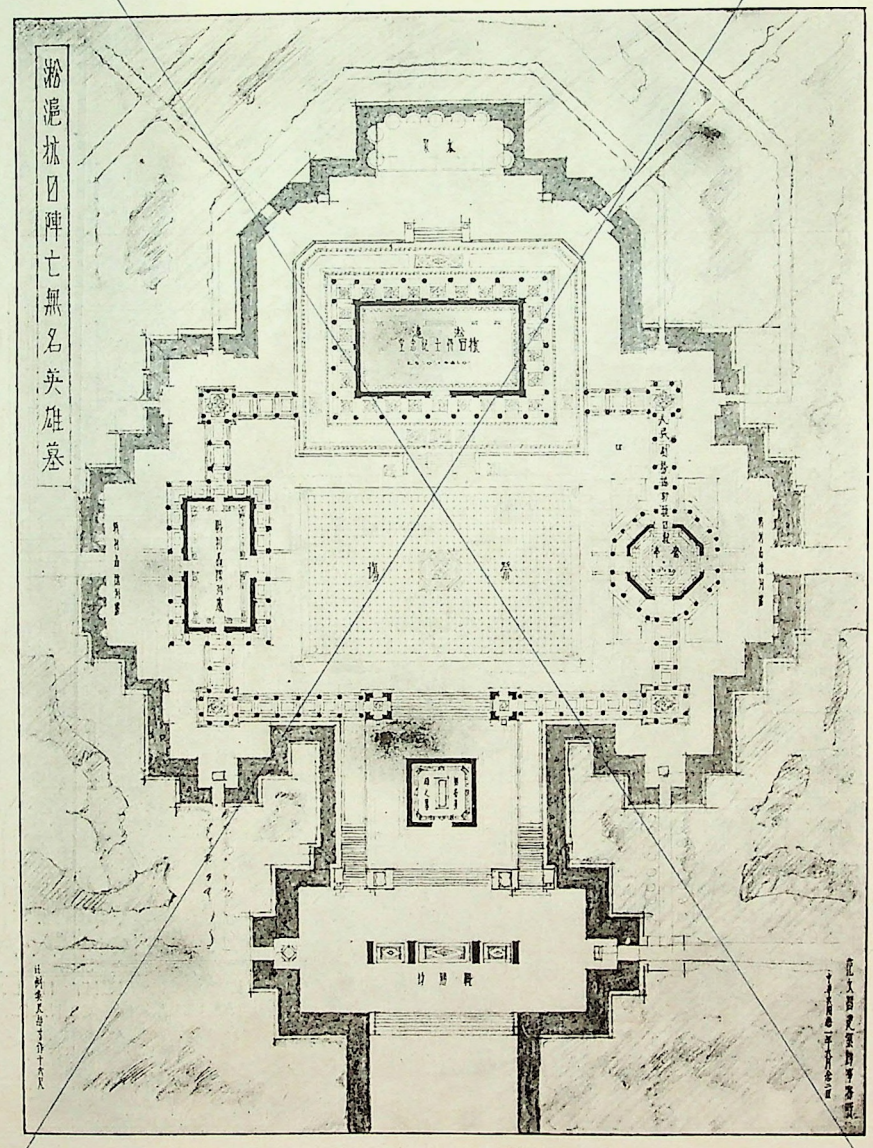

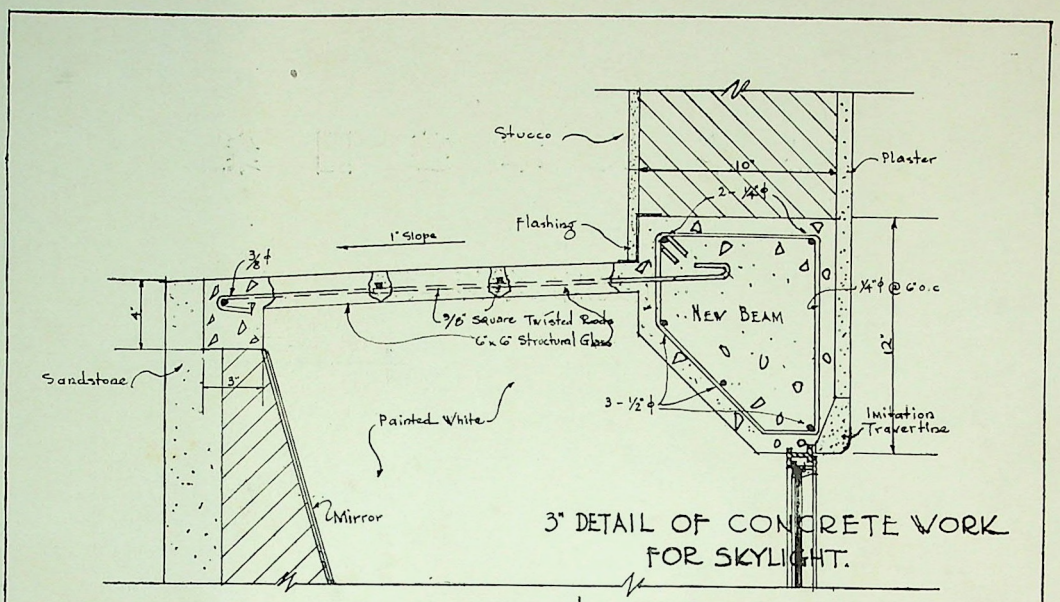

3" DETAIL OF CONCRETE WORK FOR SKYLIGHT.

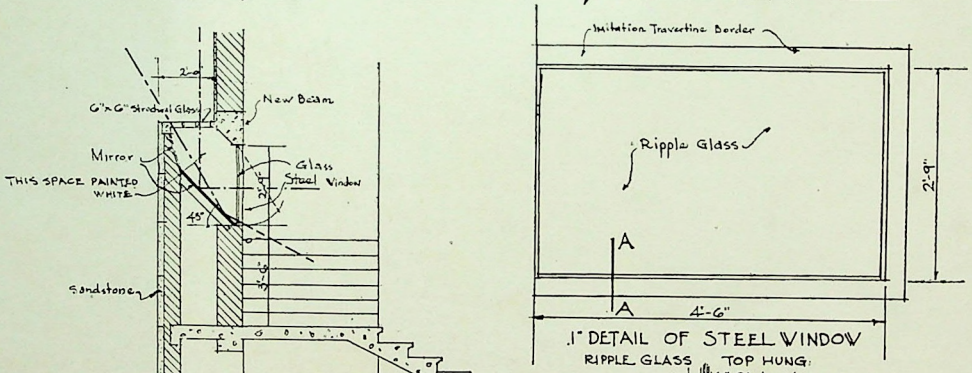

1" DETAIL OF STEEL WINDOW

SECTION

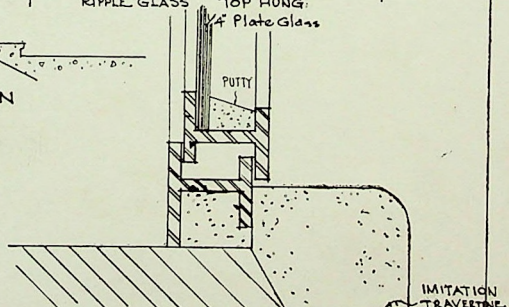

F.S. SECTION "A-A"

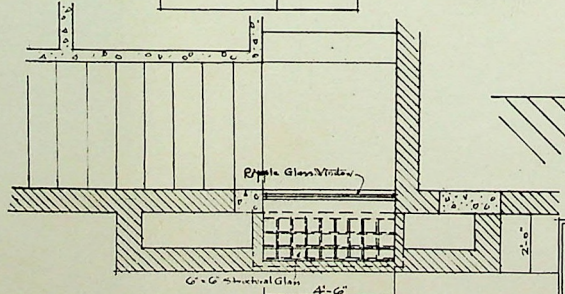

PLAN 3/3" = 1'-0"

DETAIL OF SKYLIGHT IN LOBBY.
STAIR LANDING GR. FLOOR.

J.O. 33131 GEORGIA APARTMENTS AVENUE PETAIN. 30-11-34

ROBERT FAN ARCHITECT
110 SZECHUEN ROAD
SHANGHAI

樂雅公寓反光窗各項大樣



NORTH-EAST ELEVATION DEVELOPED

The Grosvenor House, Shanghai.

嶮嶺寄廬　東北立面圖

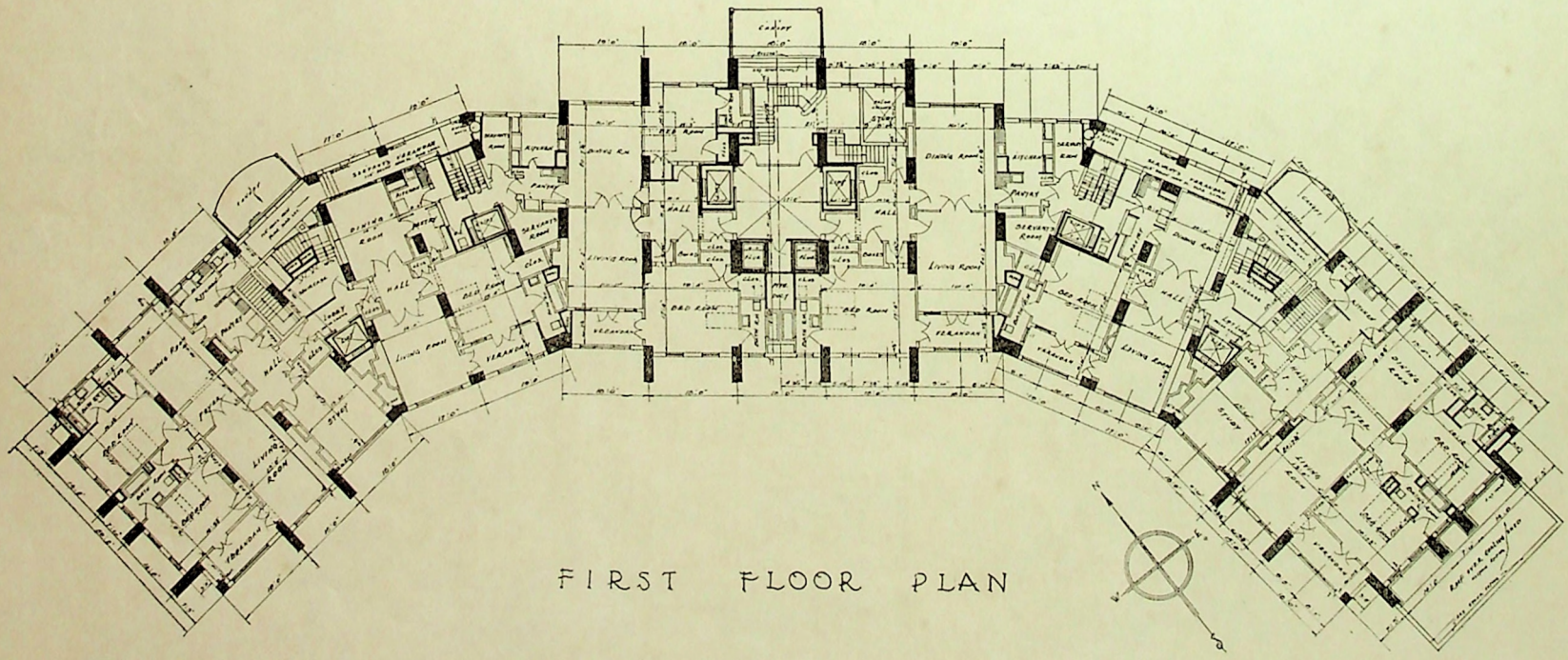

The Grosvenor House, Shanghai.

峻嶺寄廬　二層平面圖

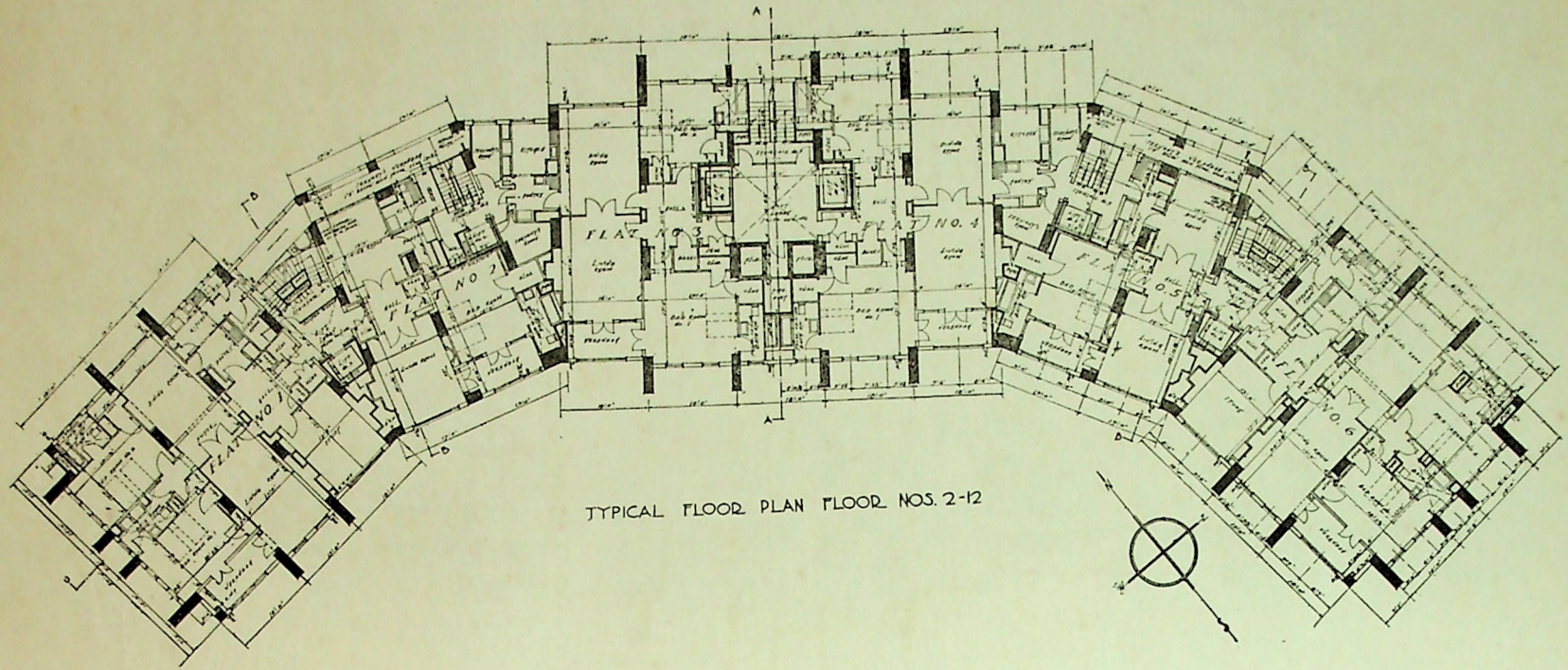

The Grosvenor House, Shanghai.

圖面平層三十至層三　　廬寄嶺峻

上期"克勞氏法間接應用法"一文應改正各點

第30頁第二行"direct and shear"，應爲"direct stress and shear"。

第二圖右端上角D點應加畫"⟵——— H,。"

第十圖右端下角之"—900h",應爲"—1900h"。

『西摩近』水門汀漆之優點

（一）『西摩近』係純粹之胡麻子油漆。與平常油漆完全不同。其特點能在各種水門汀物質上。有完全之黏着性。此漆係用特殊方法製成，故凡水門汀物已經乾燥數日後。即可施用。毫無弊端。在已用本漆者早已發現此優點矣。

（二）『西摩近』對於一切之漆灰壁面尤屬有用。凡已曾油漆之壁面。遇有損壞部分。若再用水門汀修補之。於數日後用本漆敷之。則可與舊漆無纖毫之差異。

（三）『西摩近』漆之易於塗刷。尤爲本漆之顯著優點。不特於其乾後具有平常油漆之光澤。而其黏性之牢固。實爲其他油漆所不及。並可照需用之速度濃淡溶成合於噴漆之用。

（四）『西摩近』漆施之於新鉛皮上。亦甚適宜。但必須漆兩層。第一層用松節油或同類之油調入本漆塗於該鉛皮上。第二層即將新開出之本漆塗之。如此雖鉛皮撳折。亦可免剝裂之弊。

（五）『西摩近』漆毫無毒質。內外層均可塗用。用時最少塗兩次。

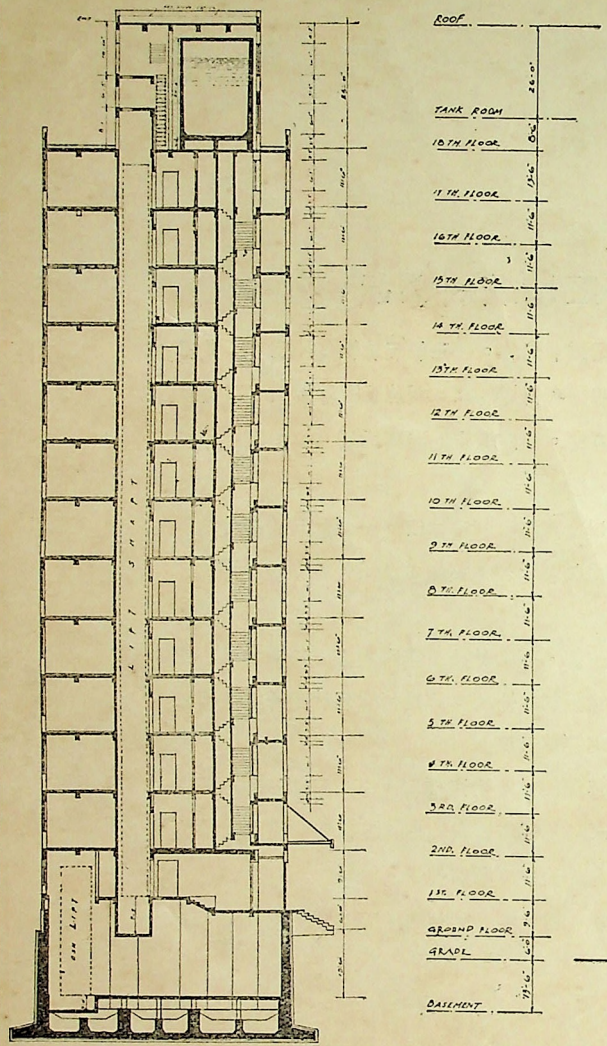



The Grosvenor House, Shanghai.

峻嶺寄廬　剖面及立面圖

上期"克勞氏法間接應用法"一文應改正各點

第 30 頁第二行 "direct and shear" ，應爲 "direct stress and shear"。

第二圖右端上角D點應加畫"←——— H,。"

第十圖右端下角之"—900h",應爲"—1900h"。

『西摩近』水門汀漆之優點

（一）『西摩近』係純粹之胡麻子油漆。與平常油漆完全不同。其特點能在各種水門汀物質上。有完全之黏着性。此漆係用特殊方法製成，故凡水門汀物已經乾燥數日後。即可施用。毫無弊端。在已用本漆者早已發現此優點矣。

（二）『西摩近』對於一切之漆灰壁面尤屬有用。凡已曾油漆之壁面。遇有損壞部分。若再用水門汀修補之。於數日後用本漆敷之。則可與舊漆無纖毫之差異。

（三）『西摩近』漆之易於塗刷。尤爲本漆之顯著優點。不特於其乾後具有平常油漆之光澤。而其黏性之牢固。實爲其他油漆所不及。並可照需用之速度濃淡溶成合於噴漆之用。

（四）『西摩近』漆施之於新鉛皮上。亦甚適宜。但必須漆兩層。第一層用松節油或同類之油調入本漆塗於該鉛皮上。第二層即將新開出之本漆塗之。如此雖鉛皮撳折。亦可免剝裂之弊。

（五）『西摩近』漆毫無毒質。內外層均可塗用。用時最少塗兩次。

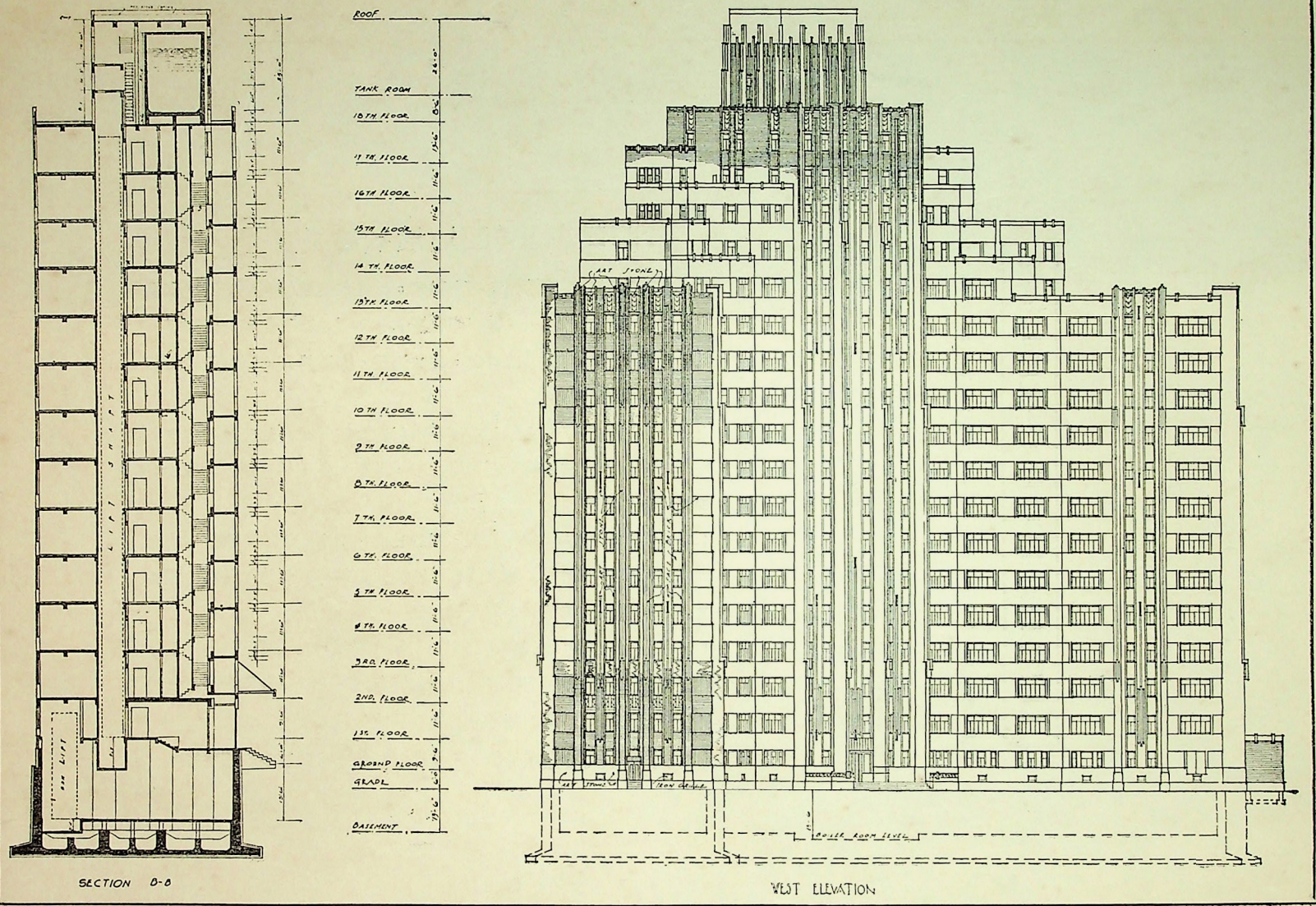

The Grosvenor House, Shanghai.

峻嶺寄廬　剖面及立面圖



SOUTH-WEST ELEVATION



SOUTH ELEVATION

上海"Picardie"公寓　立面圖

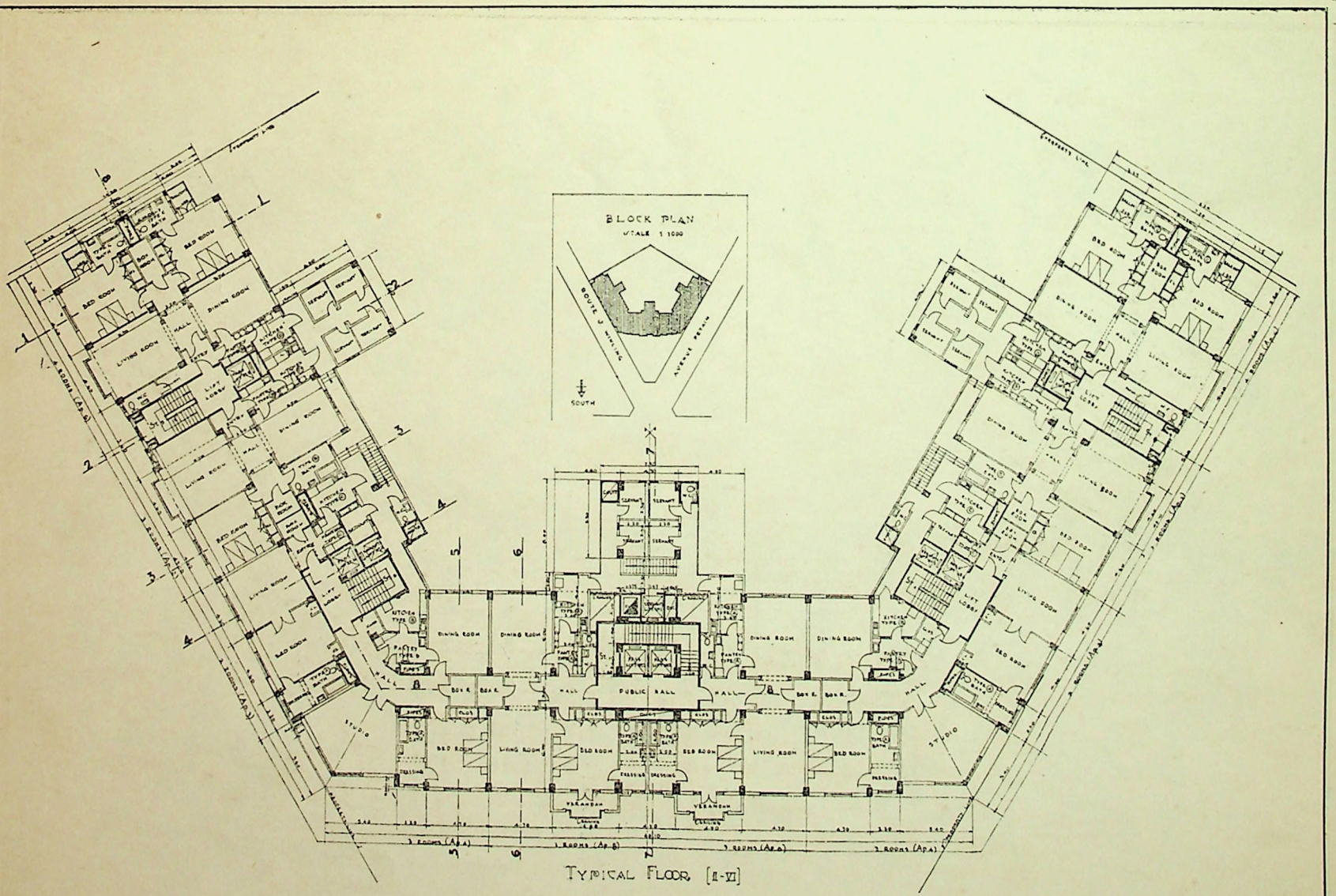

上海"Picardie"公寓

三層至七層平面圖

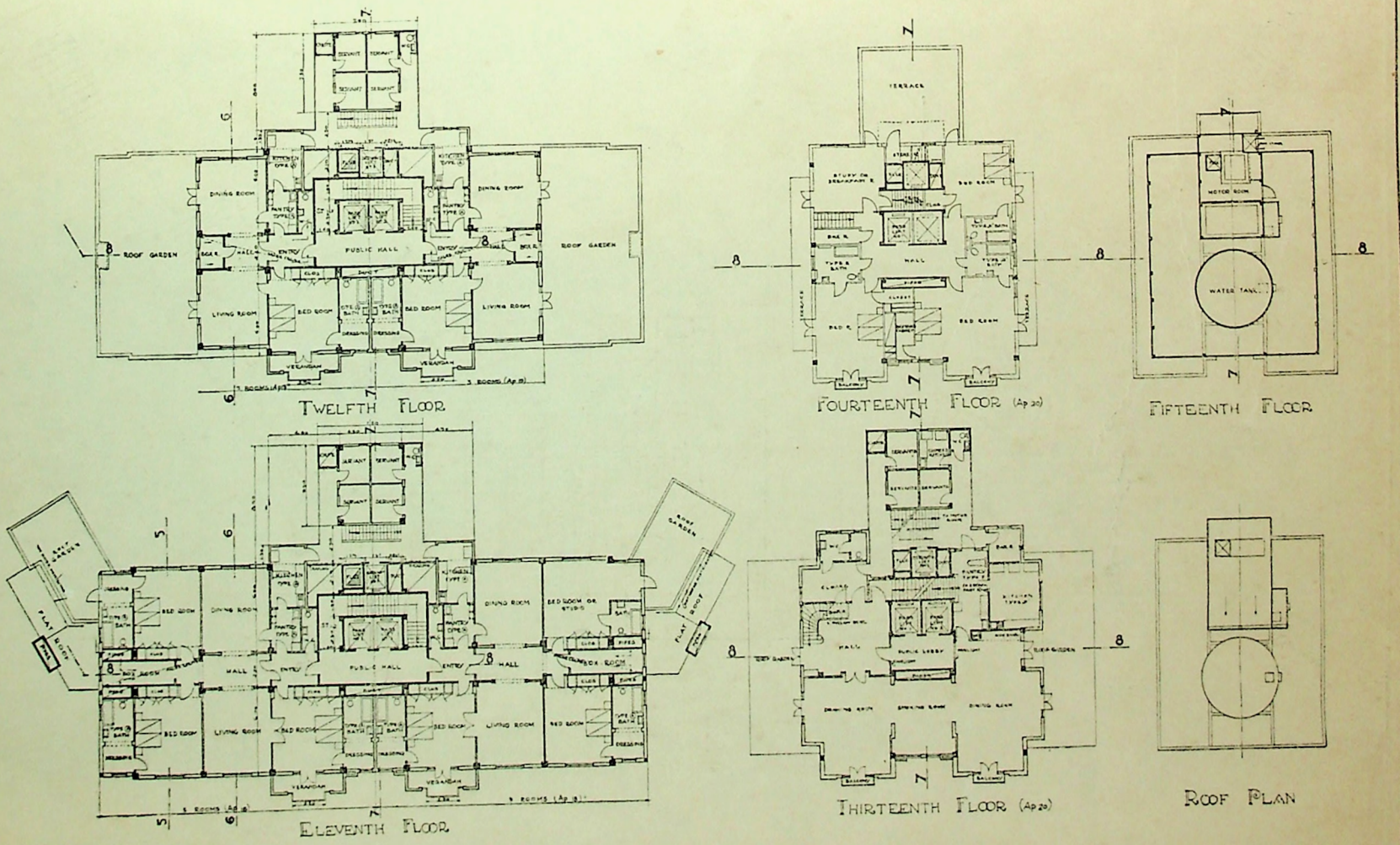

上海"Picardie"公寓

十二層至屋頂平面圖

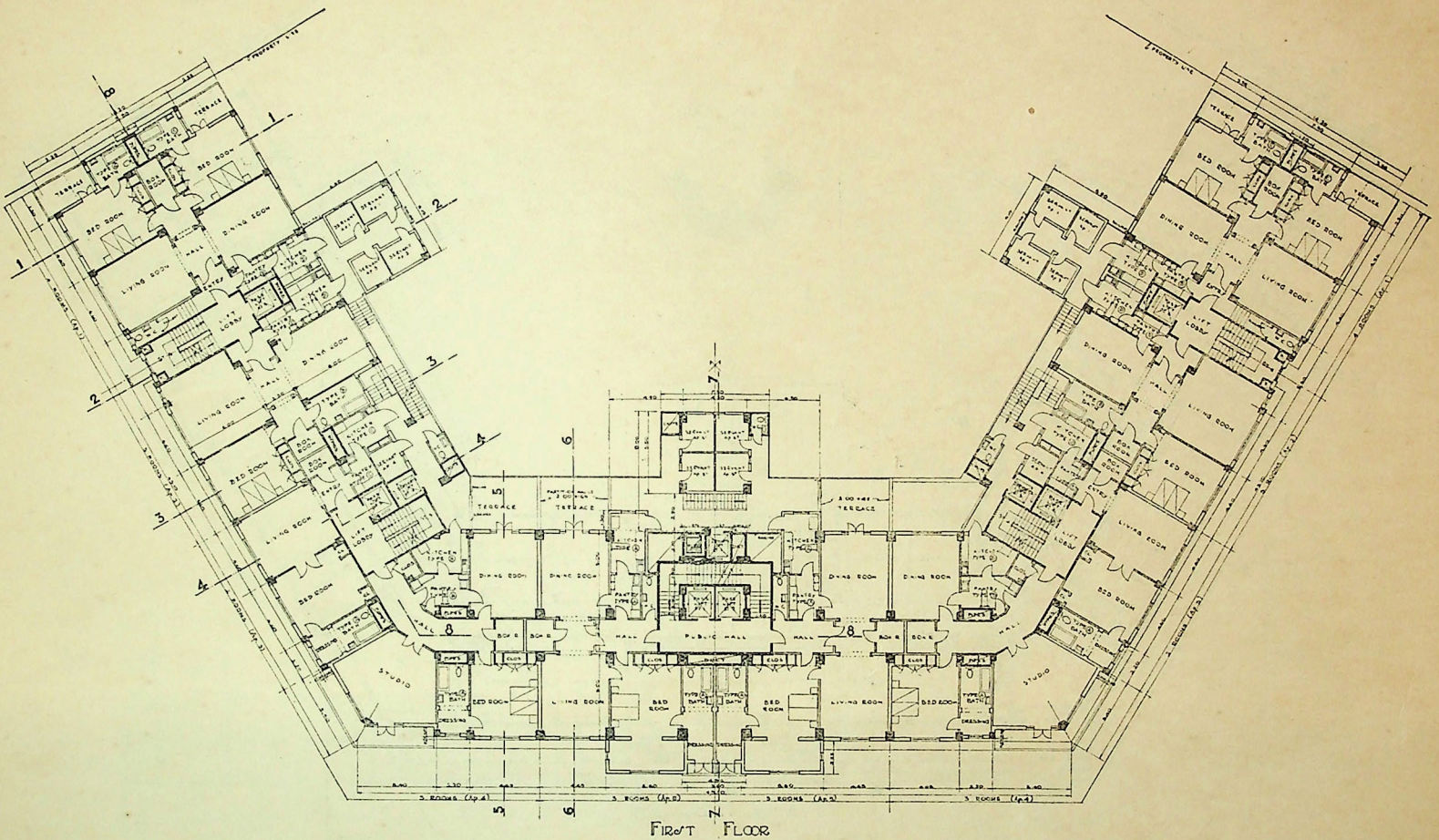

上海"Picardie"公寓　　二層平面圖

上海 "Picardie" 公寓

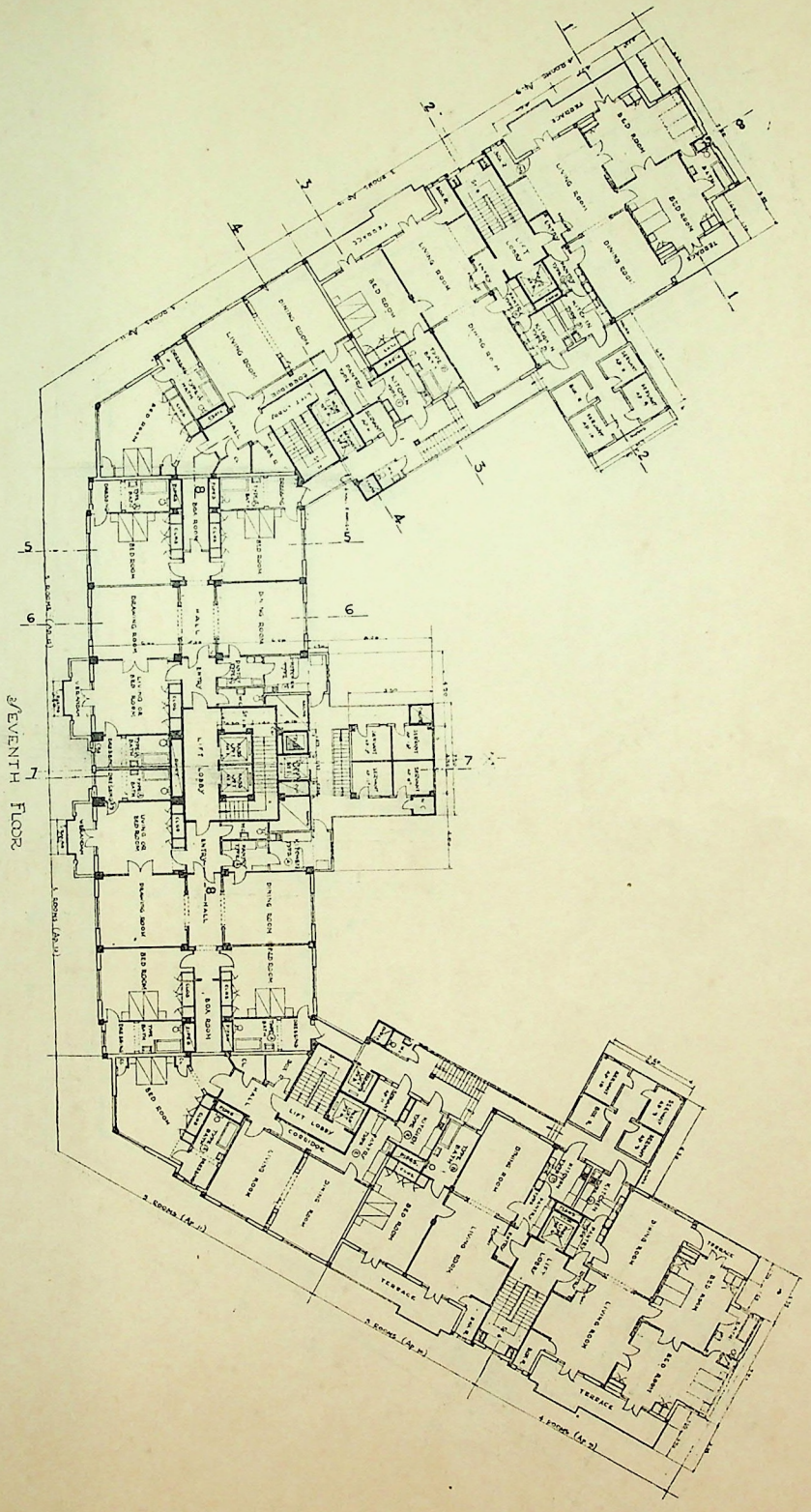

八層平面圖

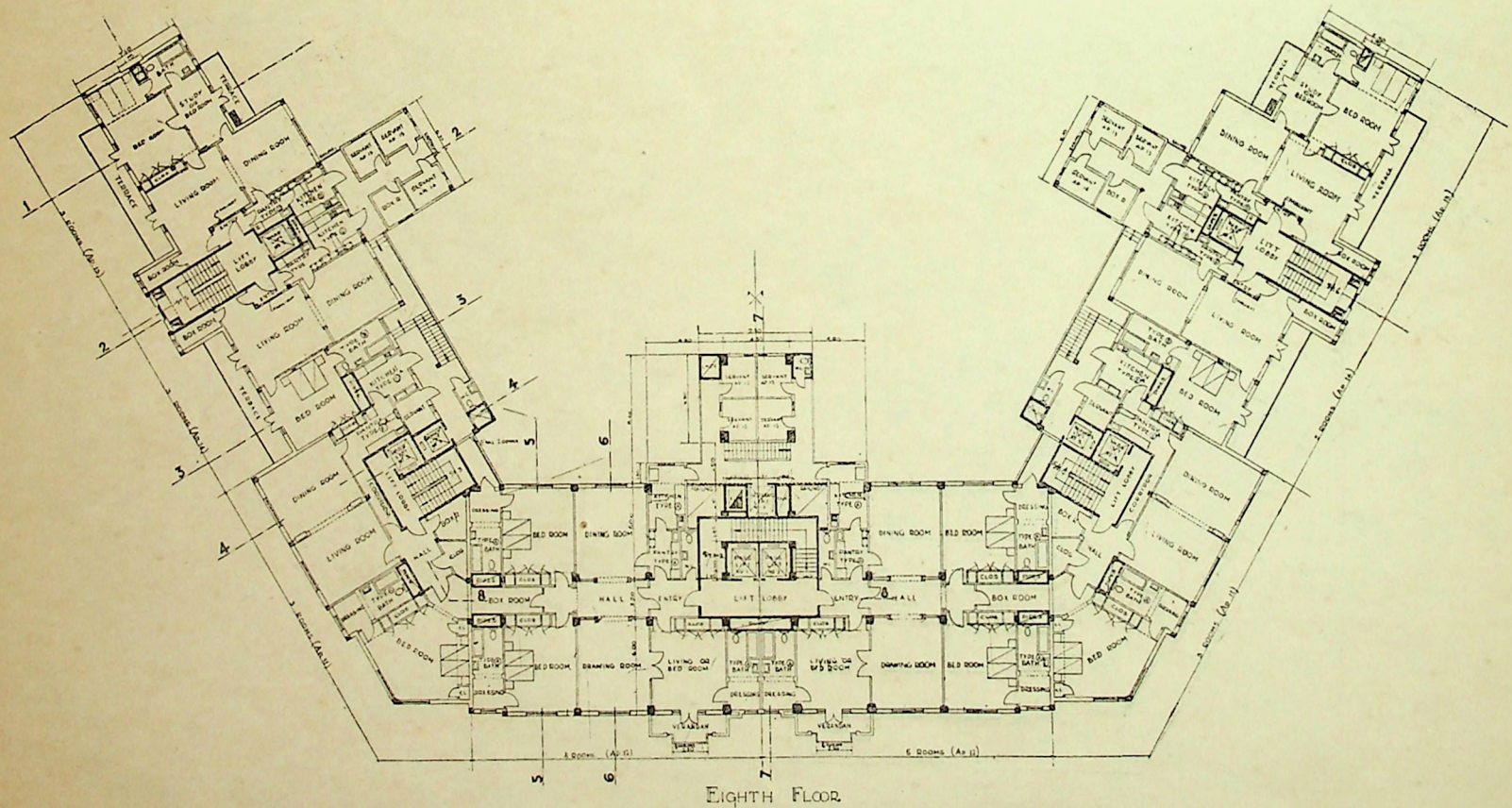

上海"Picardie"公寓　　九層平面圖

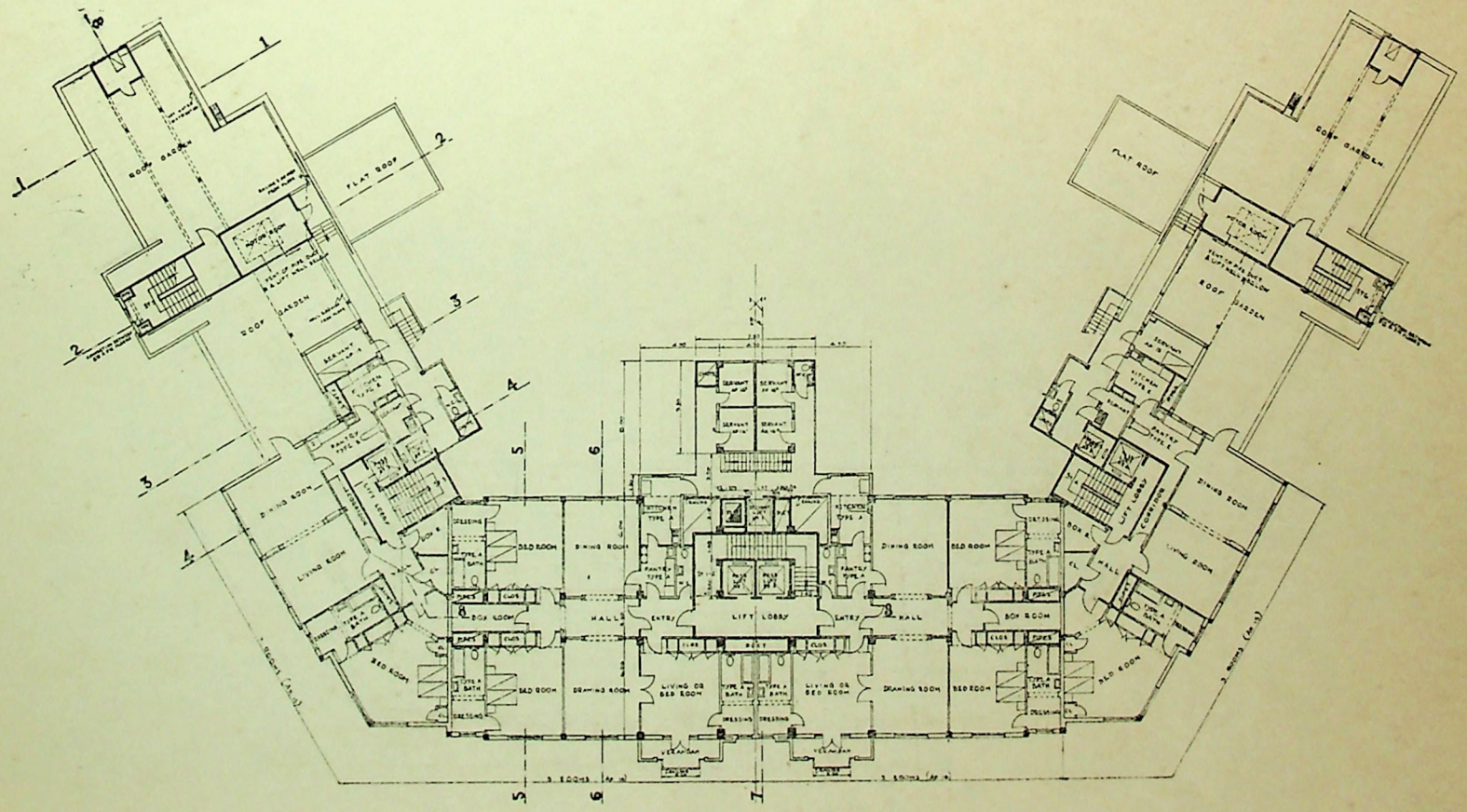

NINTH FLOOR

上海 "Picardie" 公寓

十層平面圖

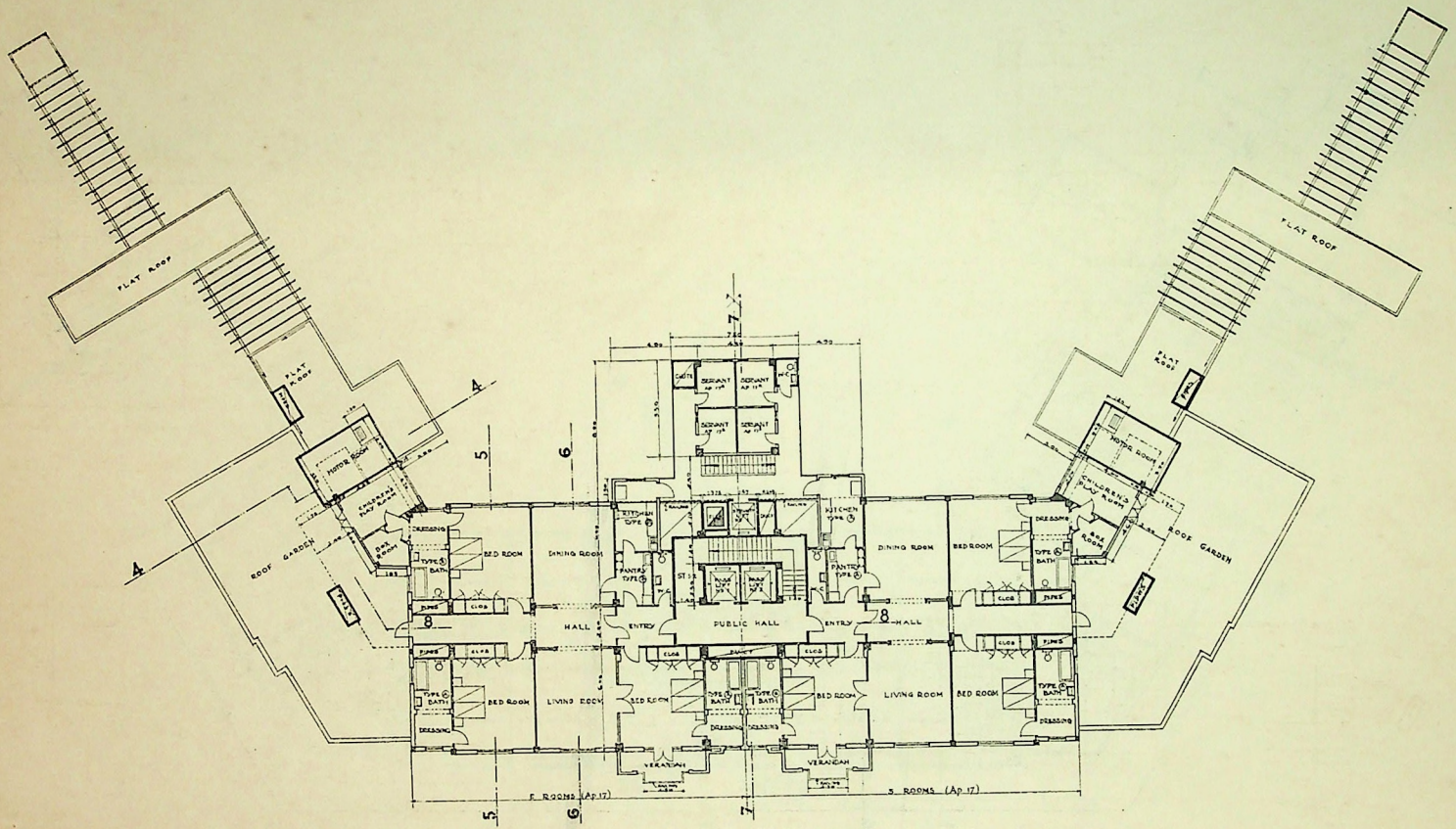

TENTH FLOOR

上海 "Picardie" 公寓

十一層平面圖

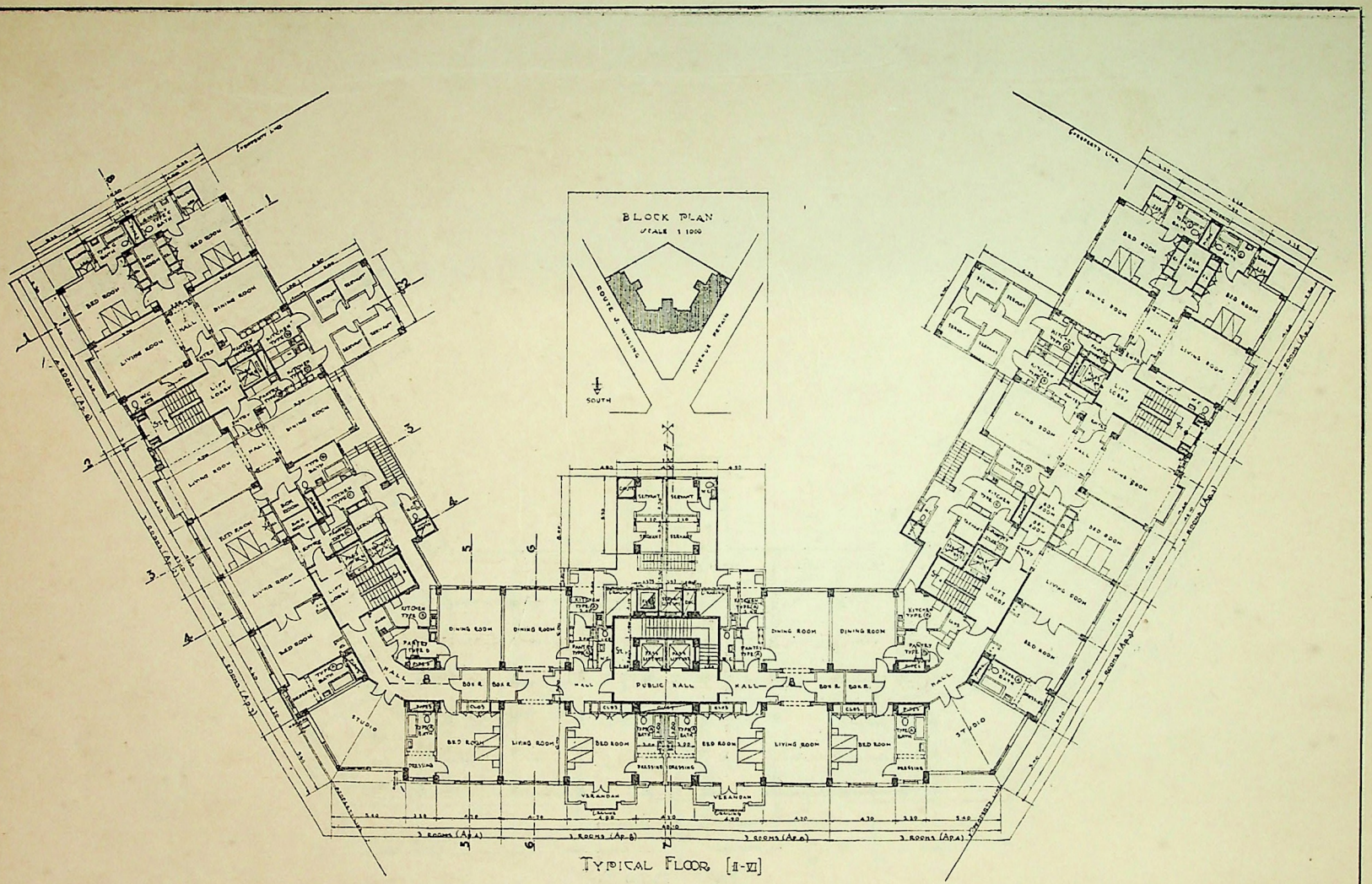

上海"Picardie"公寓　三層至七層平面圖

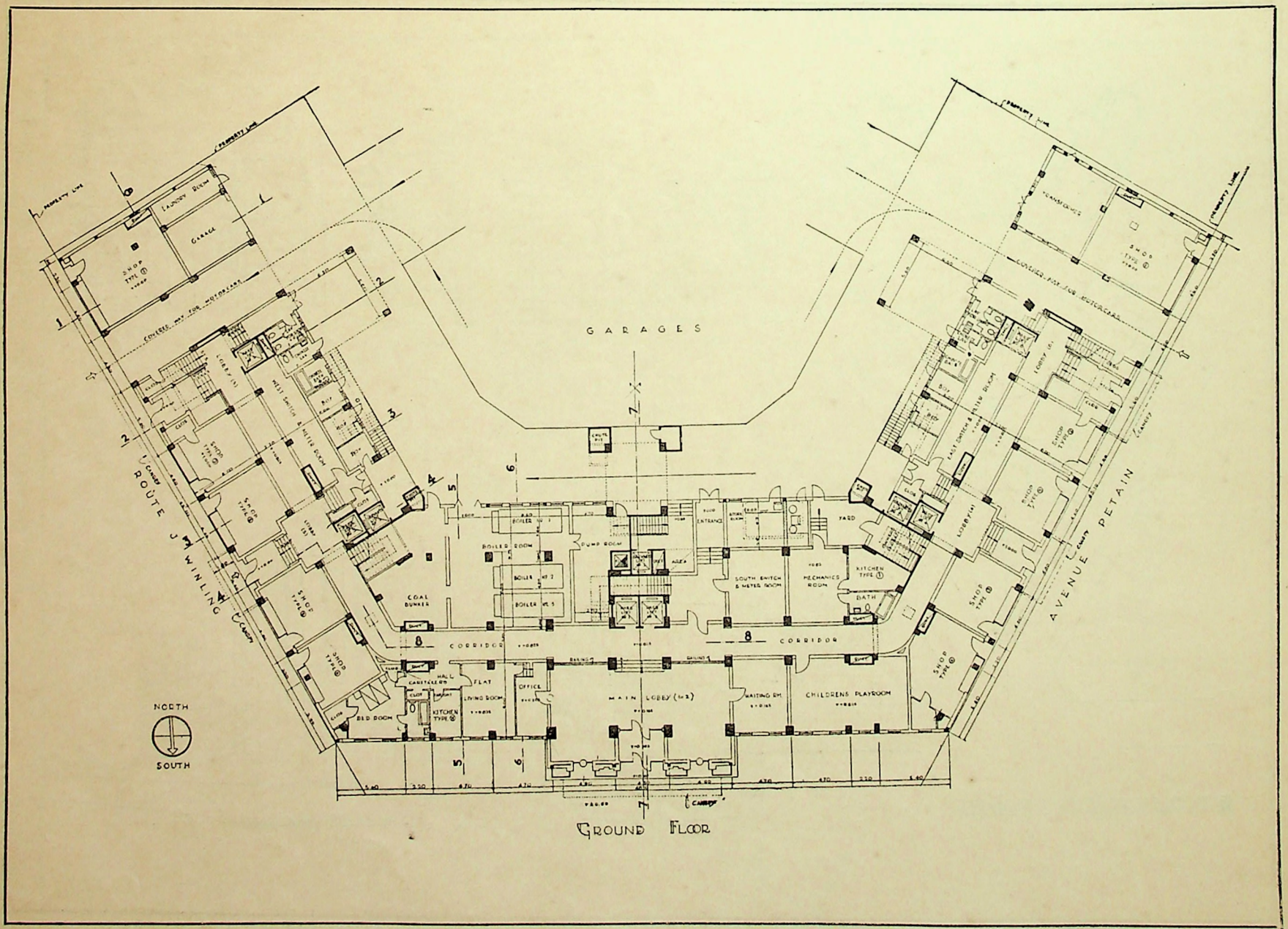

上海 "Picardie" 公寓　　下層平面圖

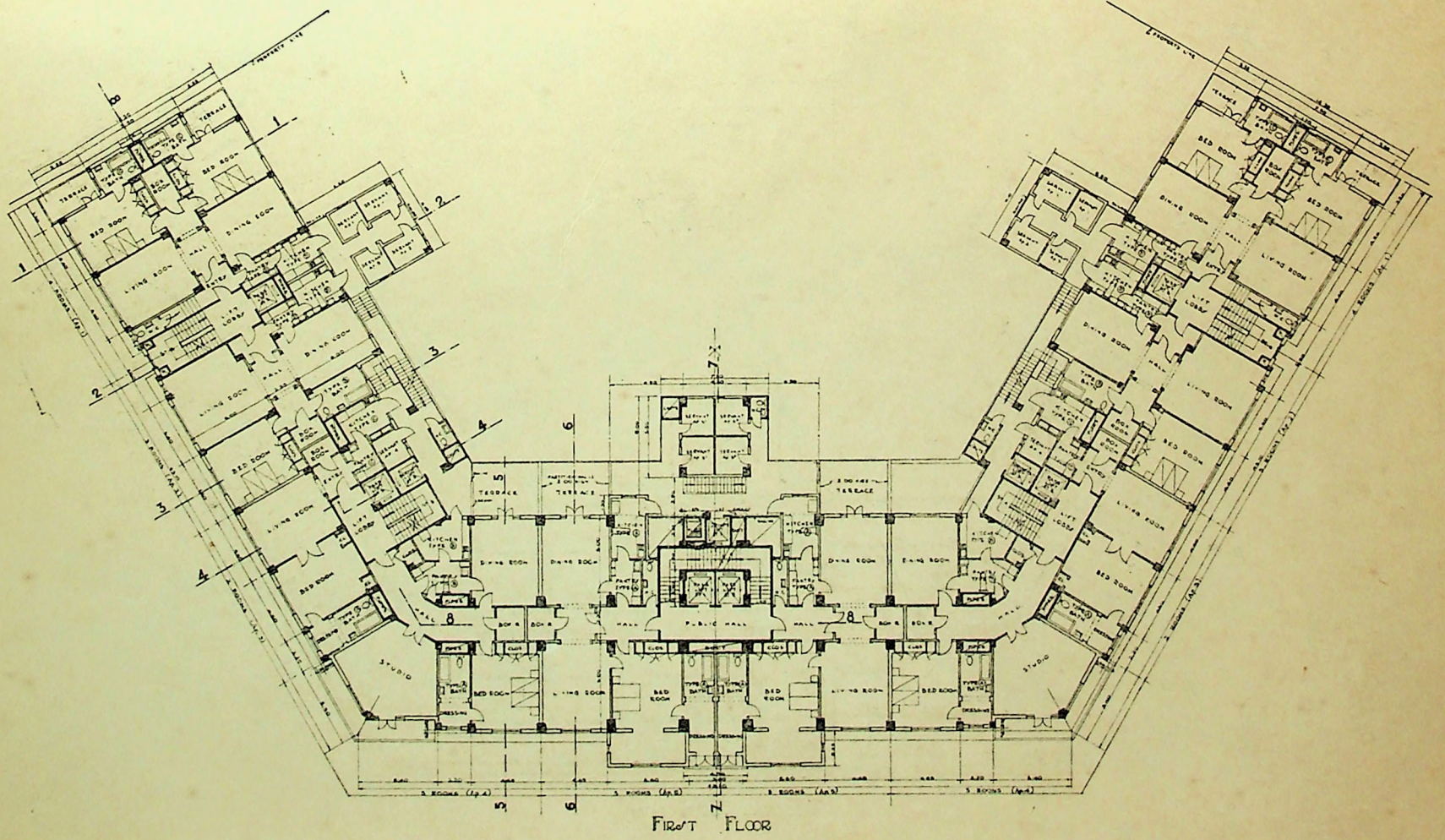

上海 "Picardie" 公寓

二層平面圖

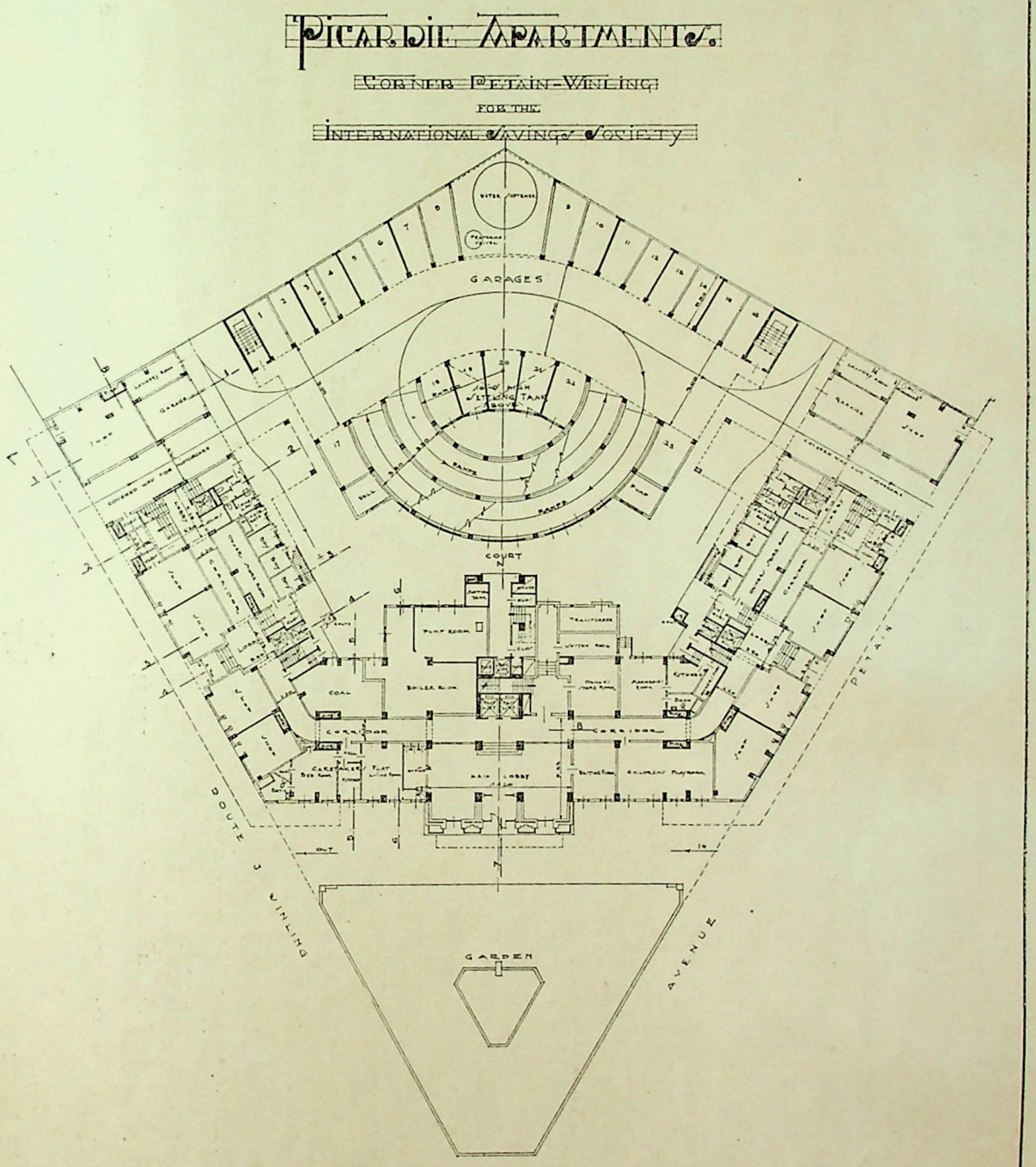

建築中之上海貝當路汶林路口 "Picardie" 公寓

設計者　法商營造公司
Messrs. Minutti & Co., Architects.

承造者　利源建築公司
Lee Yuen Construction Co., Con'rac'ors.

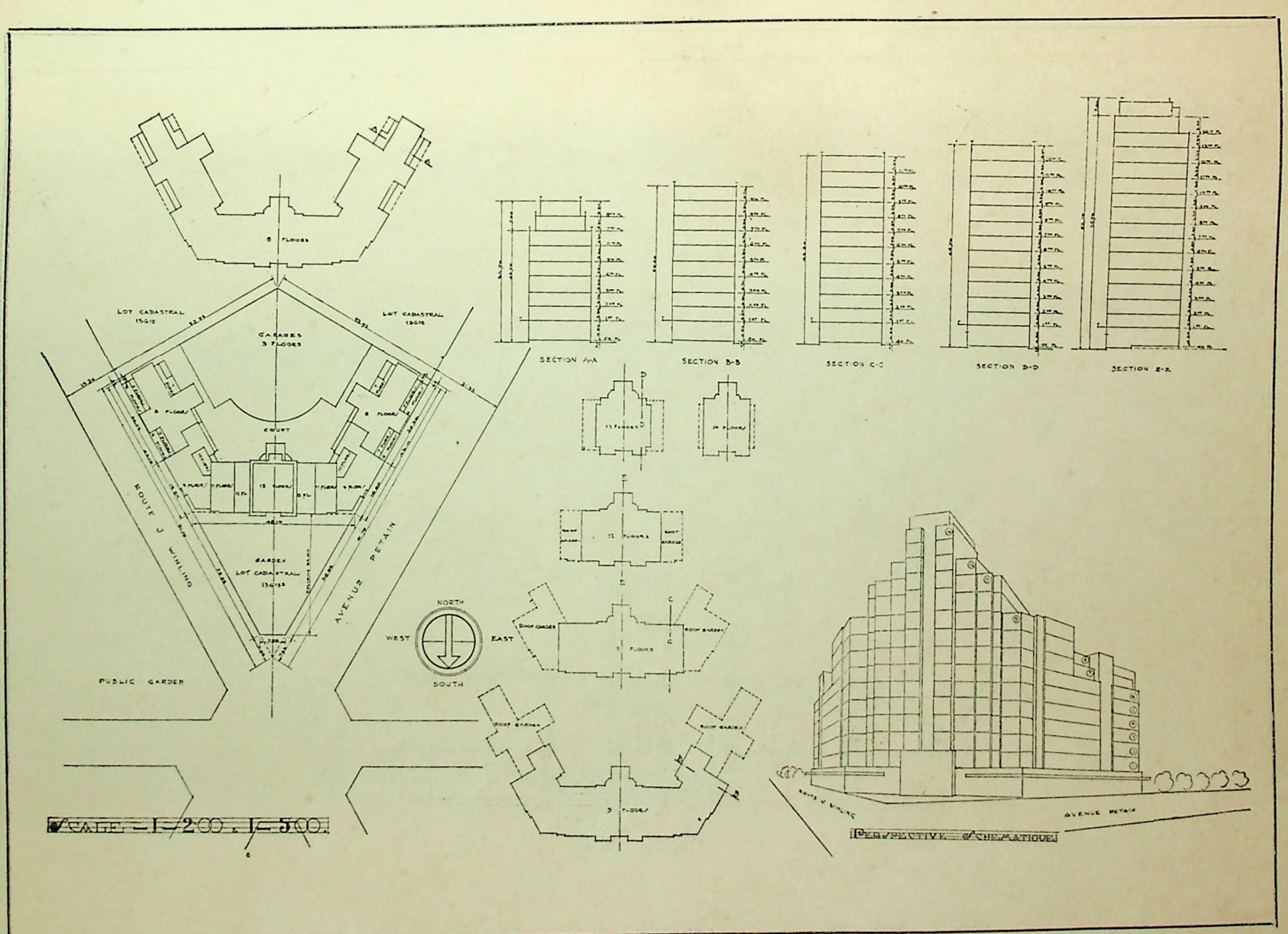

上海 "Picardie" 公寓

論工竣銷案具結

杜彥耿

南京市工務局近有工竣銷案具結之規定。其具結格式爲：

工竣銷案具結式

爲出具切結事竊包工人　前報建字第　號工程均係遵照核定圖樣（及計算書等）辦理已於　月　日竣工並無偷工減料情事如將來發生損壞傾倒事項負修理賠償之責所具切結是實此上

南京市工務局存查

中華民國　年　月　日　包工人　具名蓋章

證明人　具名蓋章

（附註）證明人應爲業主

讀上述具結式後，有不得已於言者。查包工人之承攬工程，必依工程圖樣說明書及合同爲根據。此外應予遵守者，卽爲各該地工務機關所頒之建築章程。故承攬人所應負責者，惟對圖樣說明書合同及建築章程，至若房屋塌圮，其原因或由於設計者之技術不良，與工務局之審核不愼，承攬人當然不能負責。更或因天災而致房屋傾塌，其責任自亦不能由承攬人担負。今承攬人（或稱包工人但法定名稱爲承攬人業主曰定作人）於工竣時須向工務局切結，是明以命承攬人負不應負之責任，此所不由不疑者一。切結格式中並無日期之限制，是則承攬人於其所包工程完竣具切結後，應負永久責任。設工程於百年後發生不良問題，亦須命原承包人負責乎？此所不由不疑者二。切結格式中謂「工程均係遵照核定圖樣（及計算書等）辦理」按計算書係工程師計算建築物之壓擠力，與需用材料之抗力之對等計算書，因此計算而知應用材料之巨細，便卽繪成圖樣，請求工務局核發營造執照。故工務局於審核時，必須將計算書與圖樣同時核閱。惟承攬人則祇照圖樣所標尺寸構造，無權過問工程師之計算書是否正確。故承攬人之與計算書根本未見其詳，今欲其對計算書亦須負責，此所不由不疑者三。切結格式中又謂「並無偷工減料情事」。不知偷工減料究何所指。若就嚴格而言，所謂偷工減料者，則凡甎作砌牆，某一塊磚於砌時未砌端正，形式歪斜，此卽偷工。砌牆時兩甎相並之甎縫中灰沙並未置足，此卽減料。是則余可謂爲全世界之建築，均有偷工減料之弊。故此偷工減料四字之是否適當，此所不由不疑者四。附註中證明人應爲業主。按業主多爲非建築工程之專家，今不以建築師或工程師爲證明人，而令業主爲之。因業主既不諳習建築工程，所證又何有效，雖有錯誤，亦不易察覺也。此所不由不疑者五。或曰南京市工務局因鑒於颶風之塌屋也，故特製此切結以防覆轍。此更不由不使人生疑者六。蓋颶風之吹塌房屋也，其塌圮之緣由，是否出於承包者之偷工減料，抑係設計者之技術不良，或其他原因所致，當以爲考查之主要問題，絕對不能專於承包人。是故與其事後具結，致有挽救嫌晚之弊，莫如先行由各工務局對於計算書圖樣等愼重考慮，斯爲合宜，決不能以房屋傾圮，貿然認爲承包者之責任也。若一俟房屋塌圮，再謀法律上之處分，則雖有切結，亦無補於事實。故工務局欲避免前轍計，宜羅致專家，修訂建築章程，則以後凡有建築，欲請營造執照者，悉依新章，作爲審核之根據，似已足矣，又何必多此切結之舉，徒令羣疑莫釋也！

上海 "Picardie" 公寓

八層中西圖

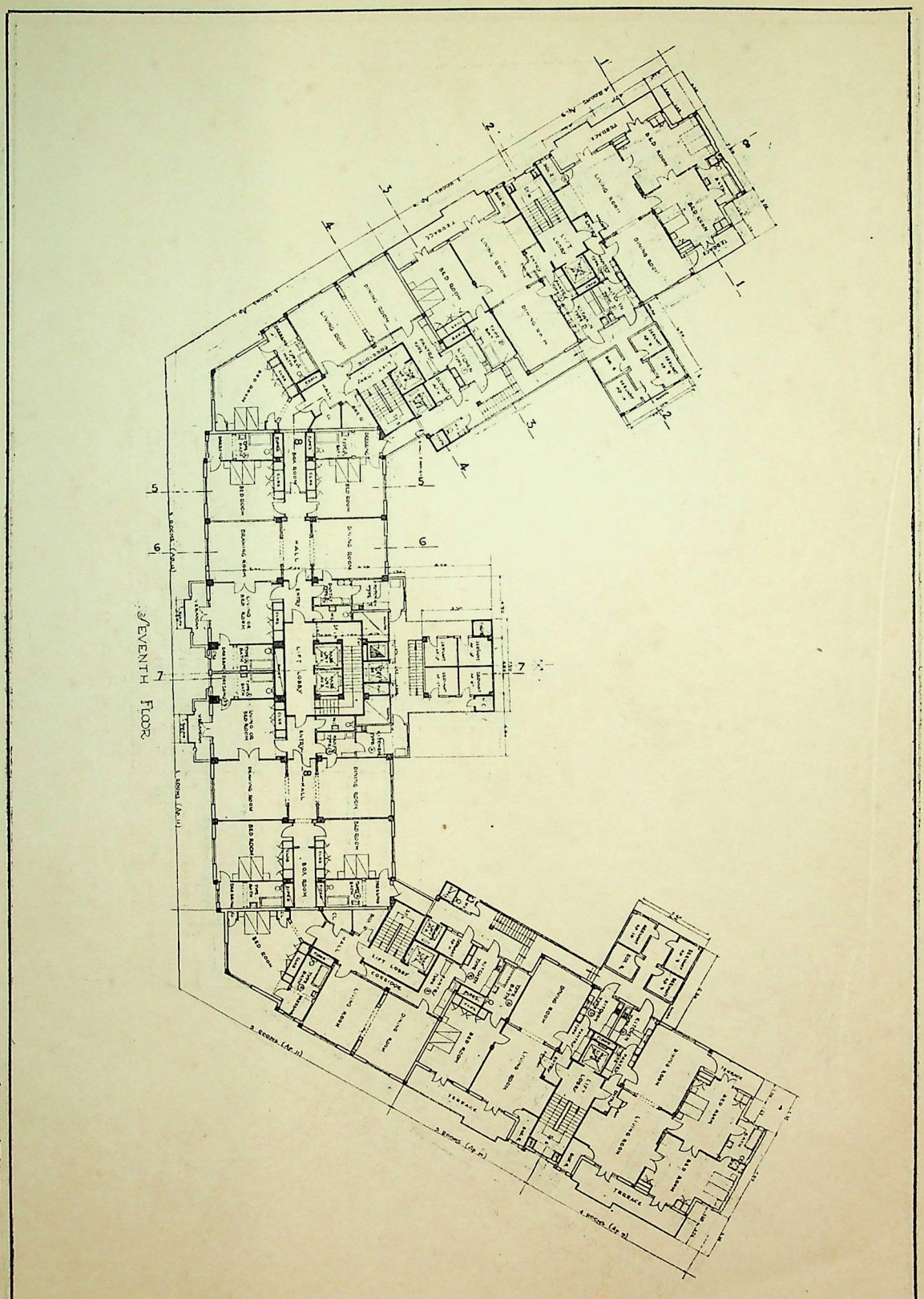

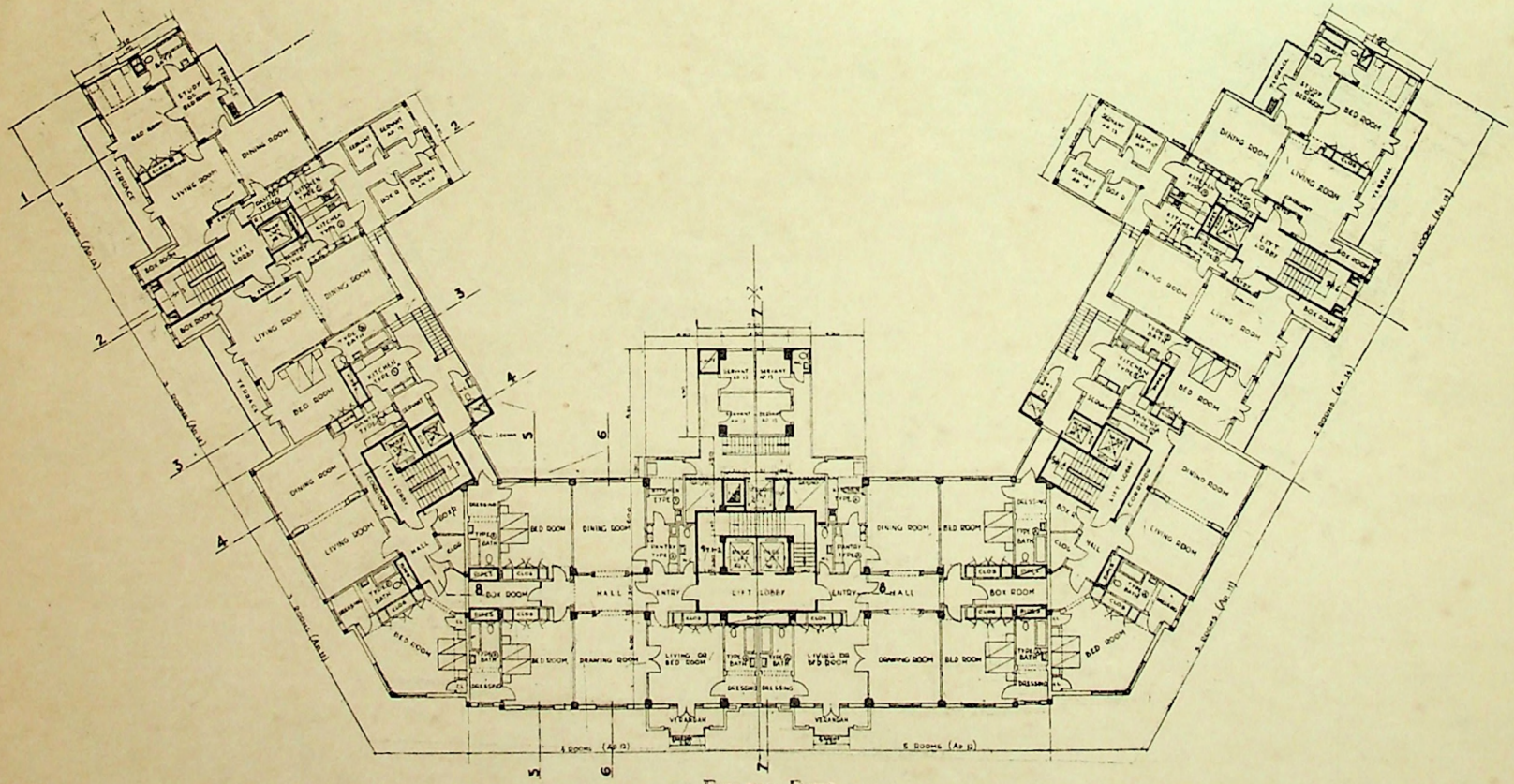

上海"Picardie"公寓　　九層平面圖

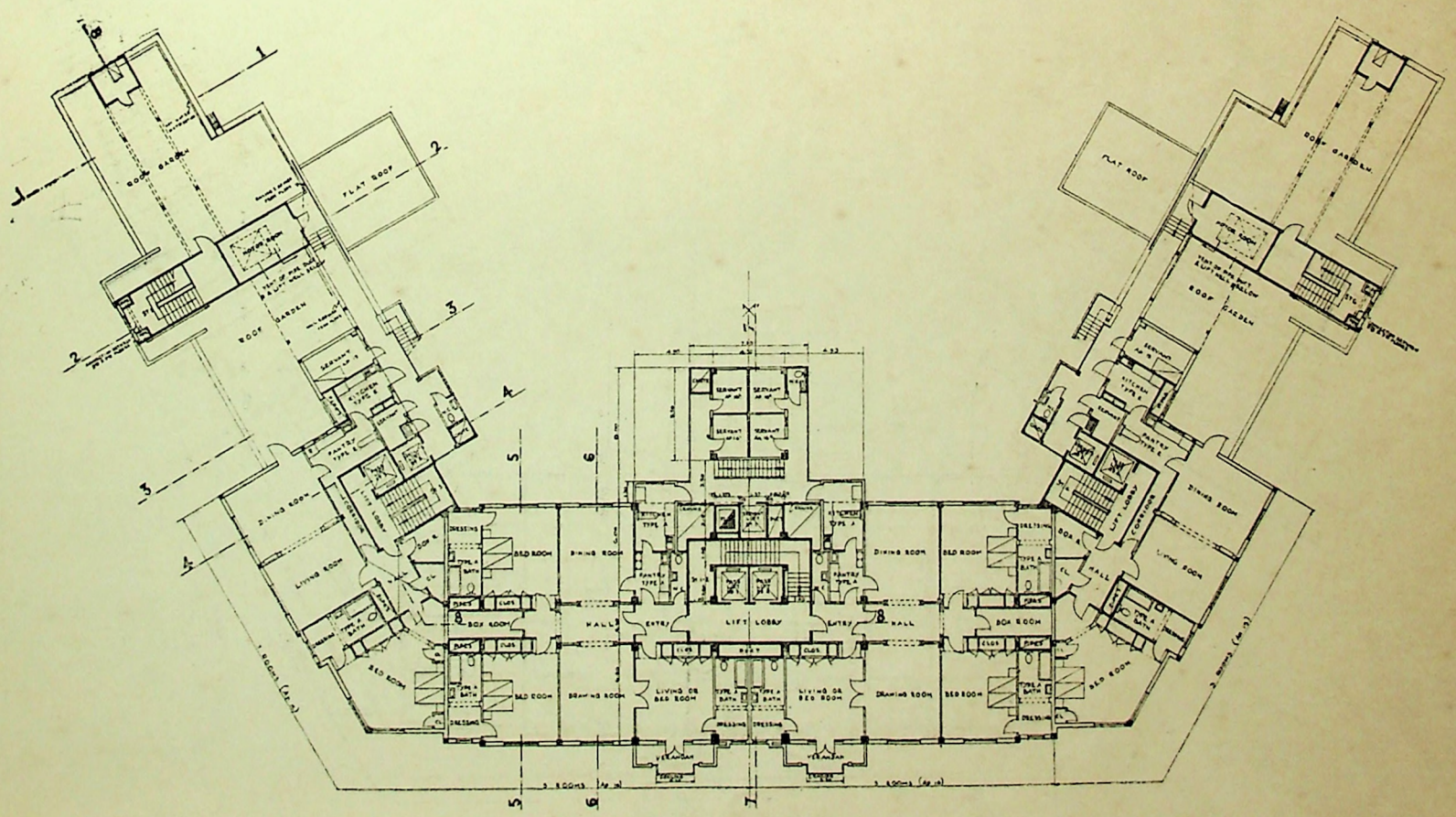

NINTH FLOOR

上海"Picardie"公寓

十層平面圖

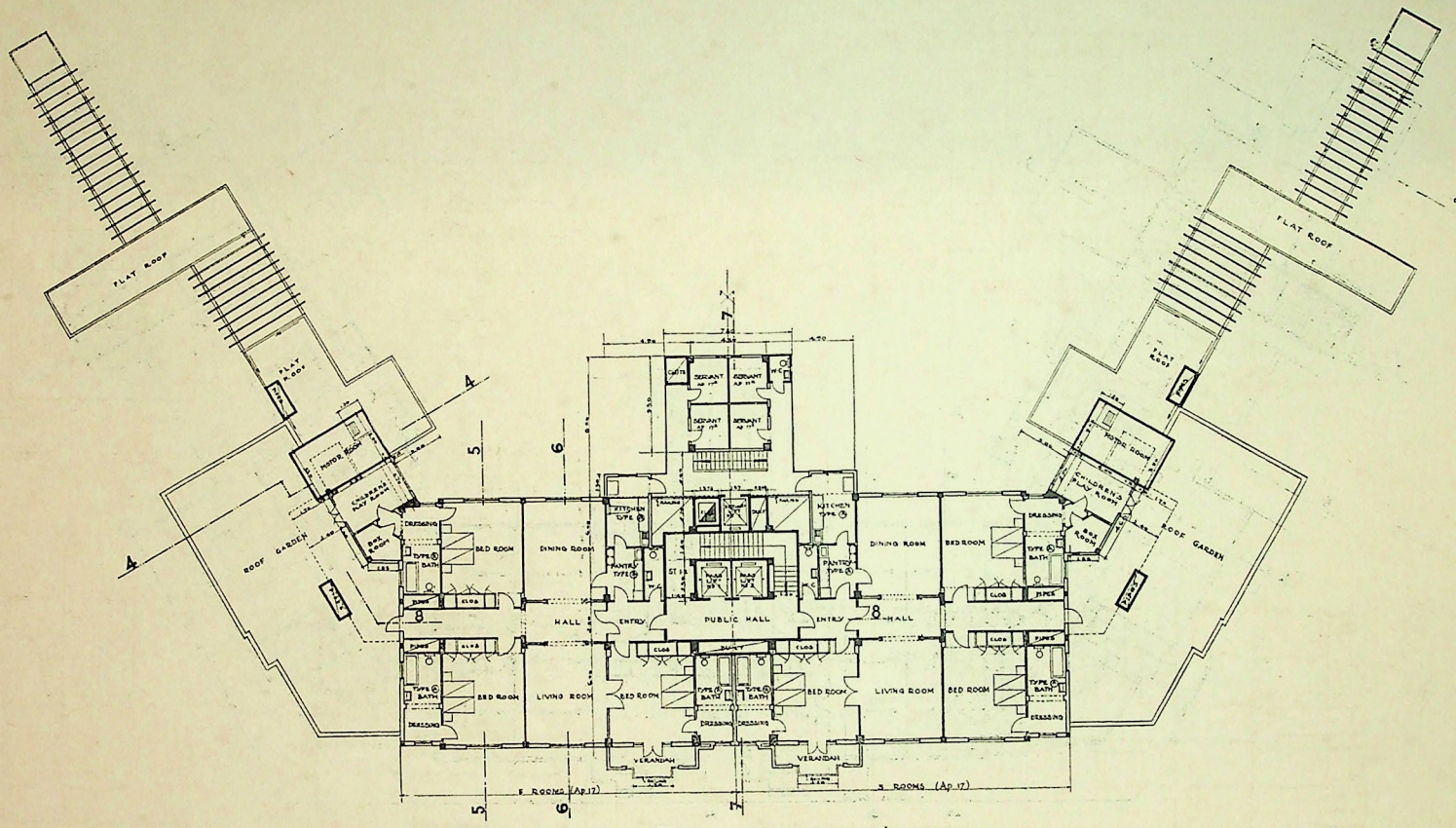

TENTH FLOOR

上海 "Picardie" 公寓

十一層平面圖

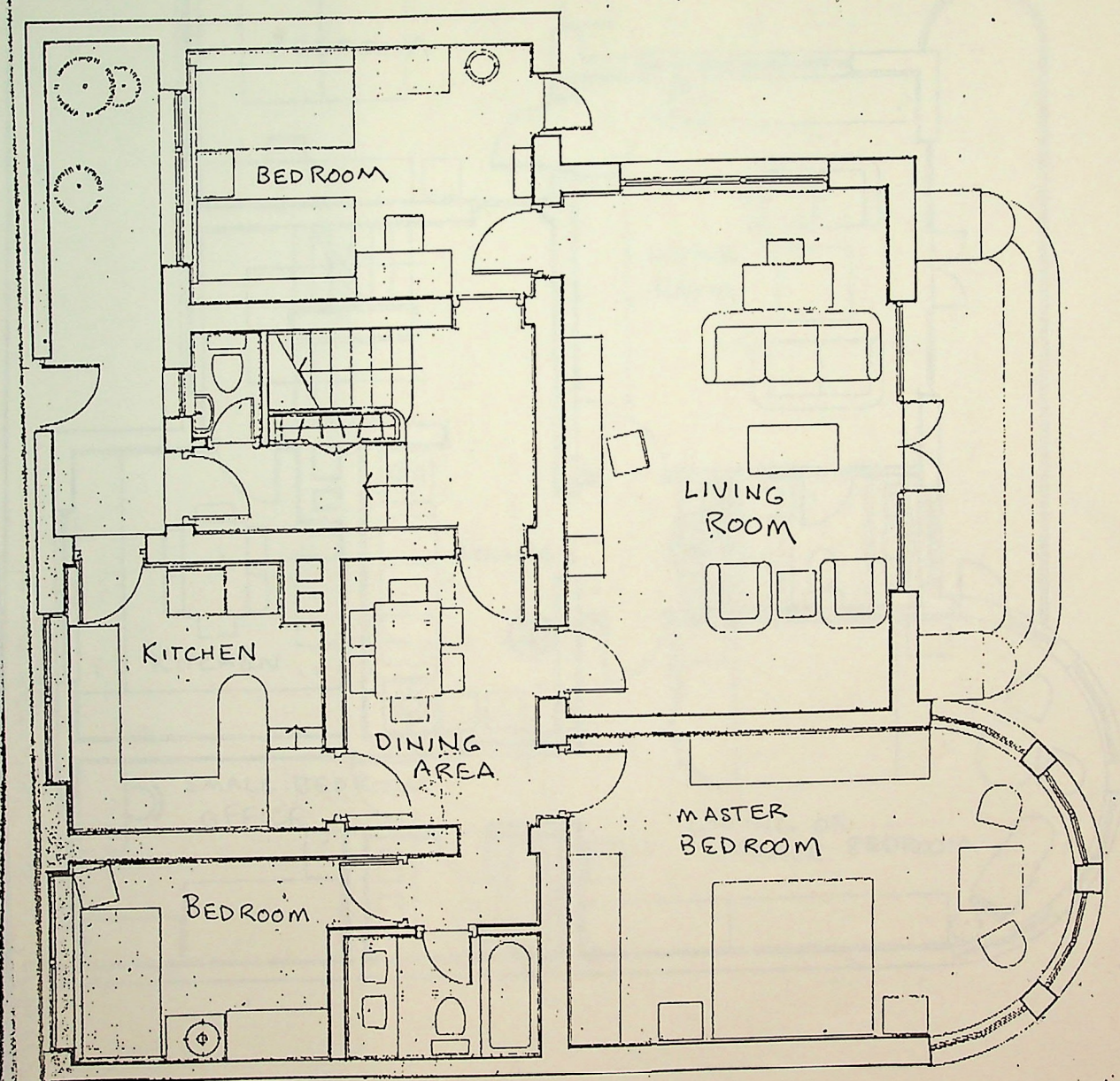

HUAI HAI / CHANGSHU ROAD

the first floor

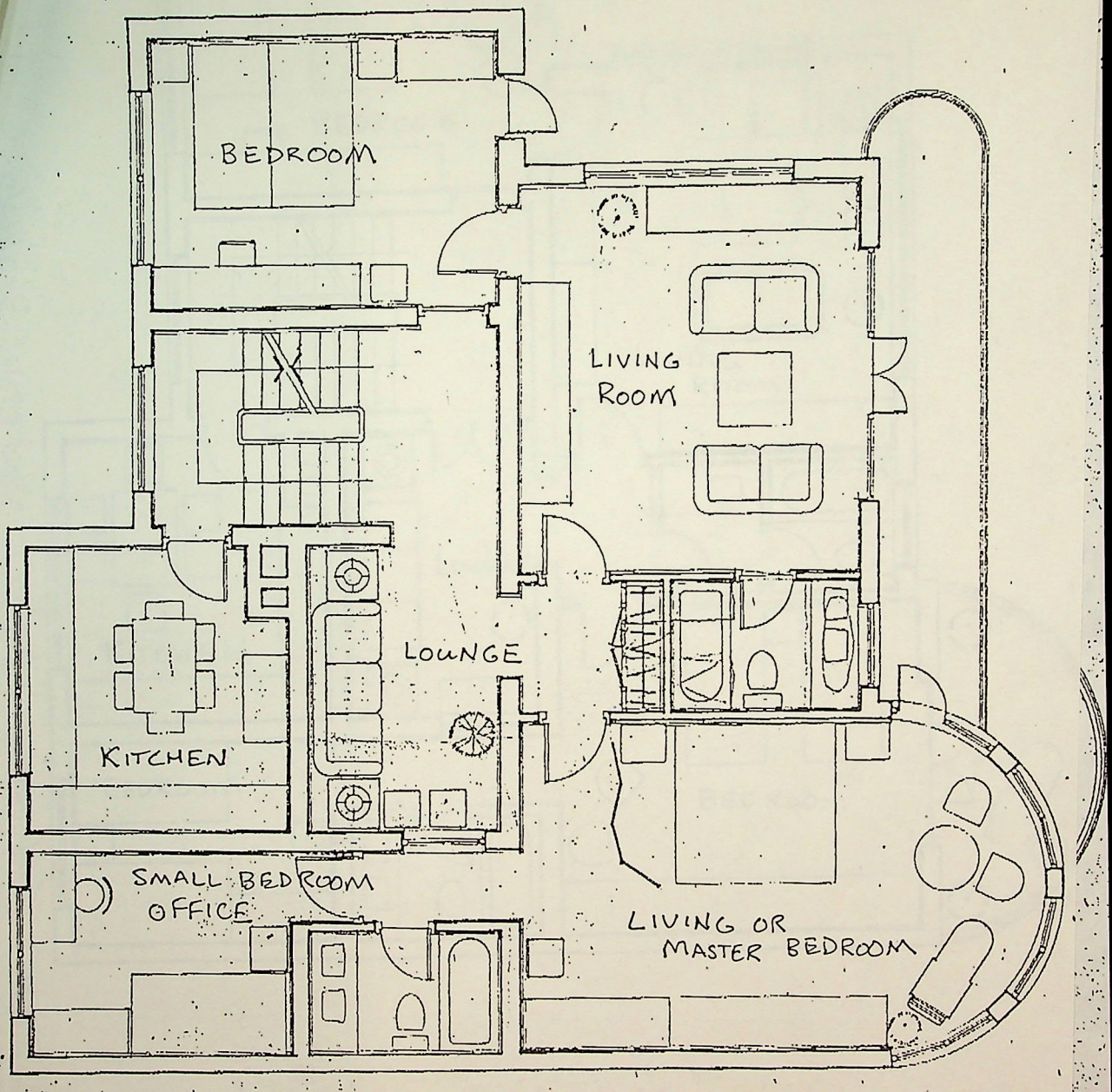

the second floor

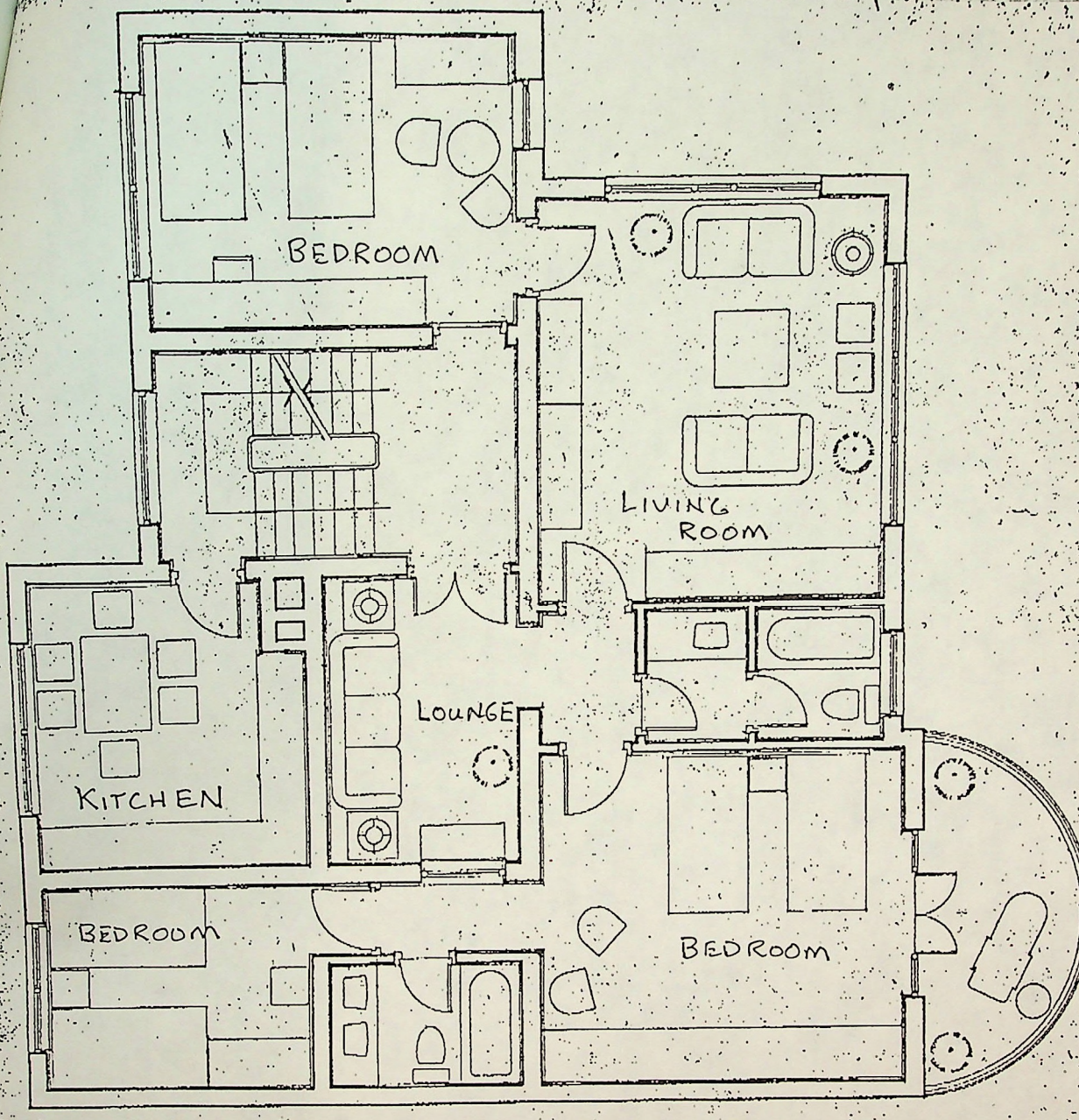

the third floor

TOTAL P.03

Interested party can Contact:

范祖德，交通大学副校長

Phone 431-4529 home
431-0310 office

Fan Zude

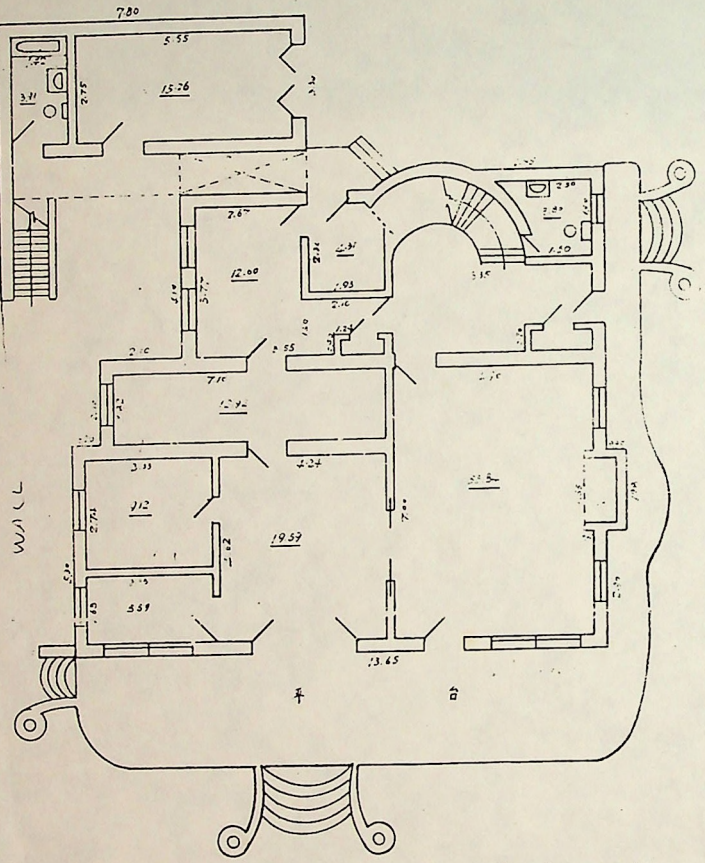

底层

建筑面积：172.7m²

Plus sizable Garden

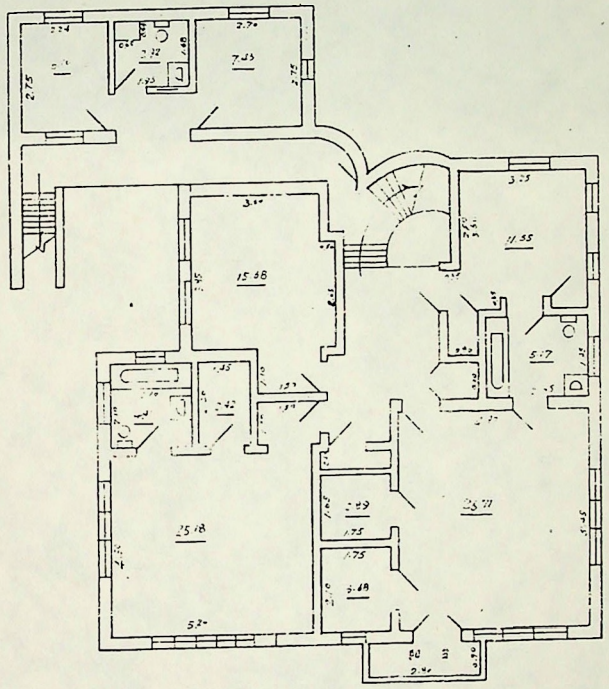

二层

建筑面积：177.2m²

房屋类型	花园住宅				
房屋结构	砖木一等				
建筑面积	350 m²				
室内装修	洞窗木门硬木地板				
地址：湖南路296号26号					
上海市特种用房经理部绘制					
材料					

标记	处数	文件号	签字	日期
设计				
制图	钟翔州			
描图	钟翔州			
校对			日期	1989.11.14

图样标记	数量	重量(公斤)	比例
			1:100
共 1 张		第 张	

Hunan Lu 296

L&D 利達行 上海
SHANGHAI PRC

Dear Tess,

Here are the old properties I have on file. The company has many more in the area.

Thanks,

Paul

Jwenson

Fax: 2488138

Paul: This is the one for sell.
I will fax you the one for rent
after one hour.

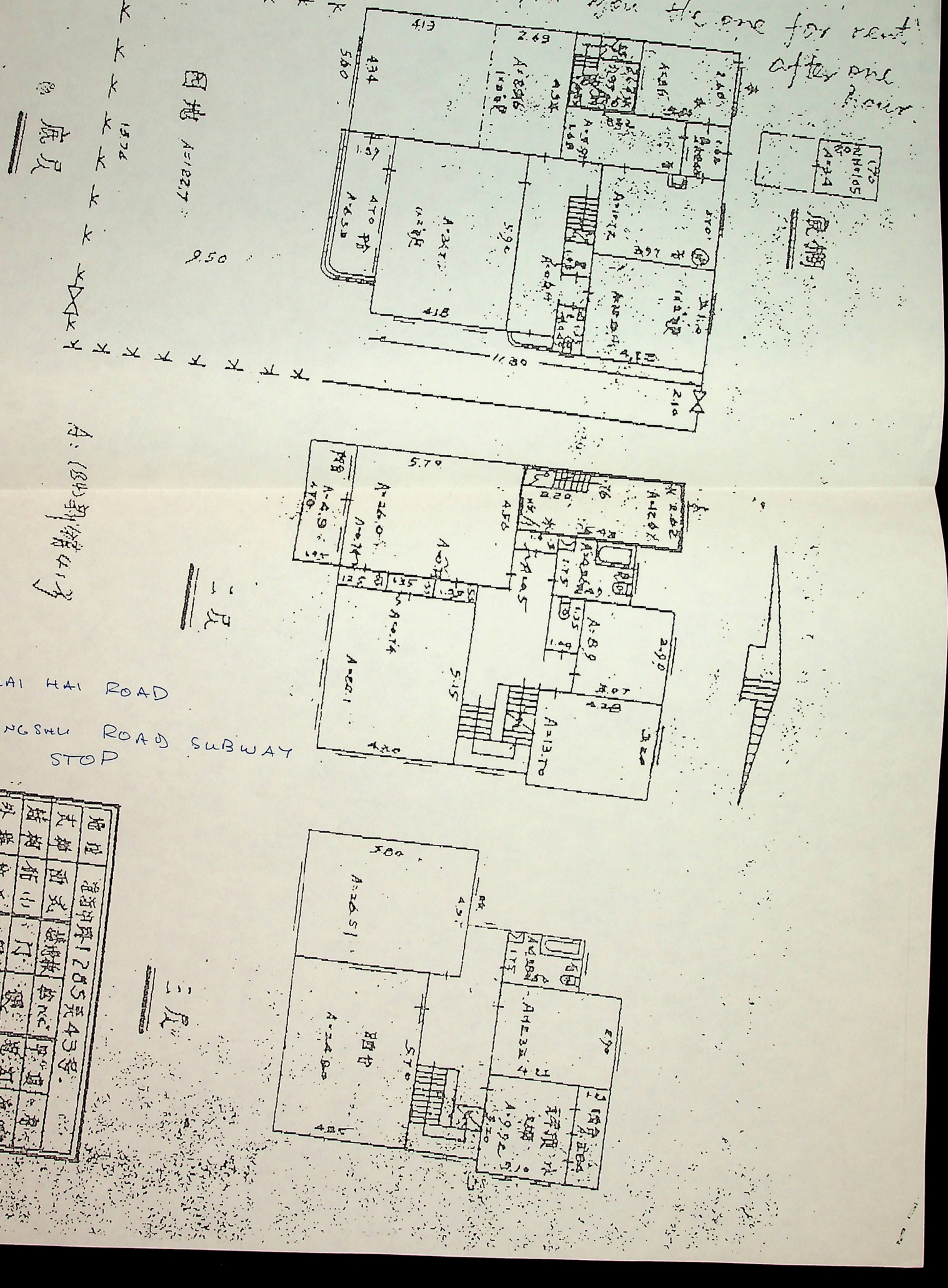

To: Paul Swenson

From:

4 Pages

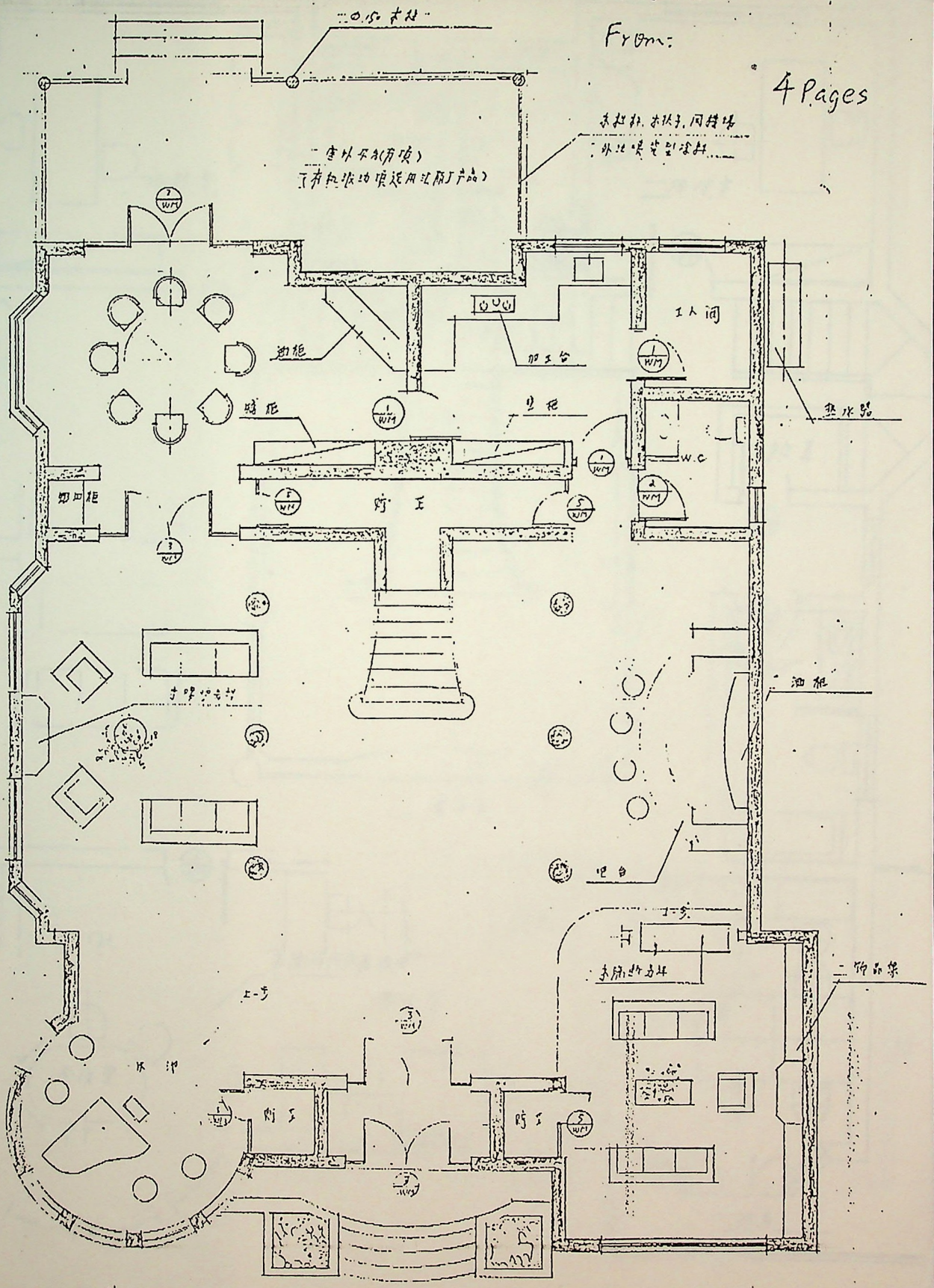

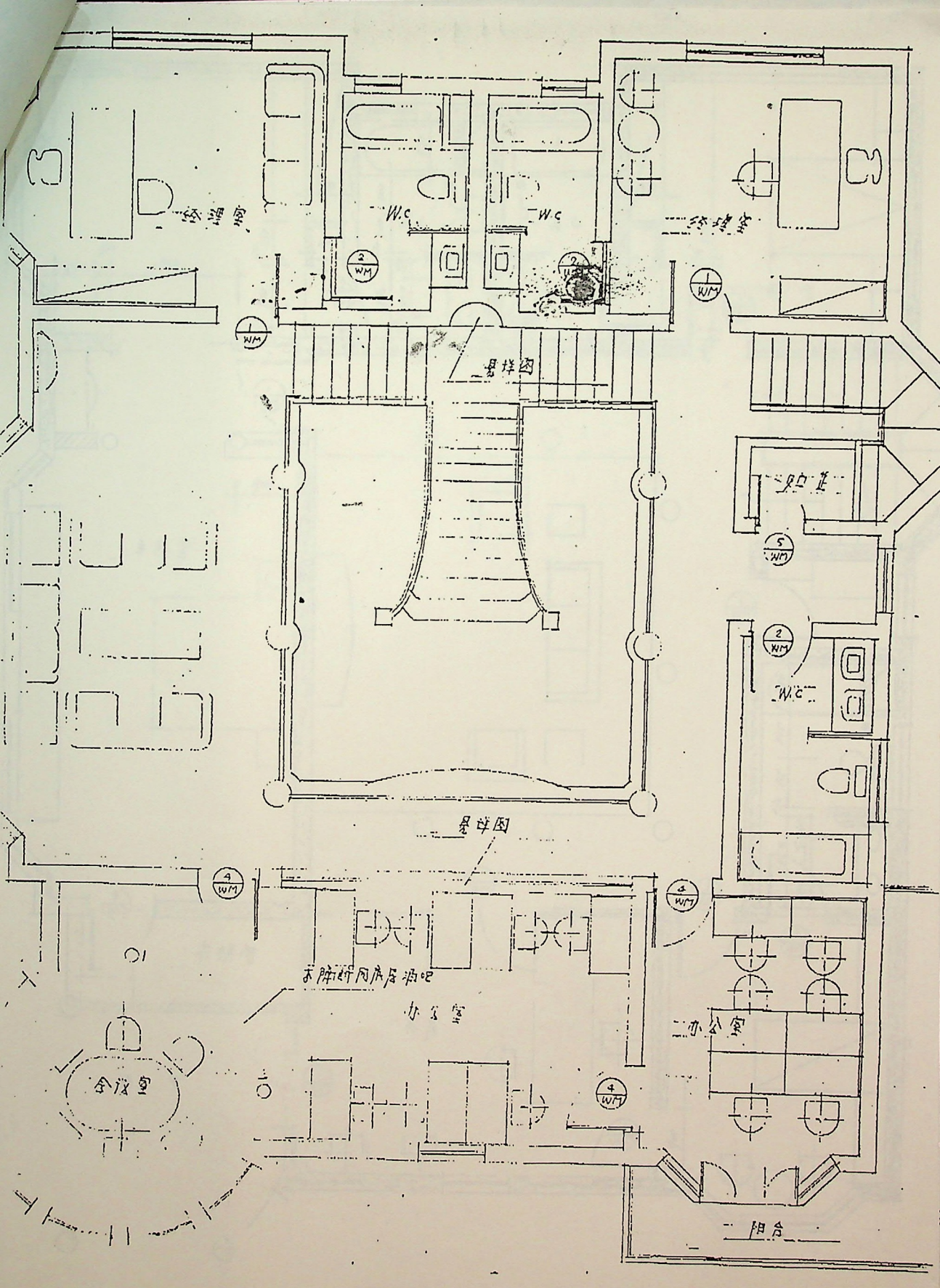

二层平面布置图 S: 1:50

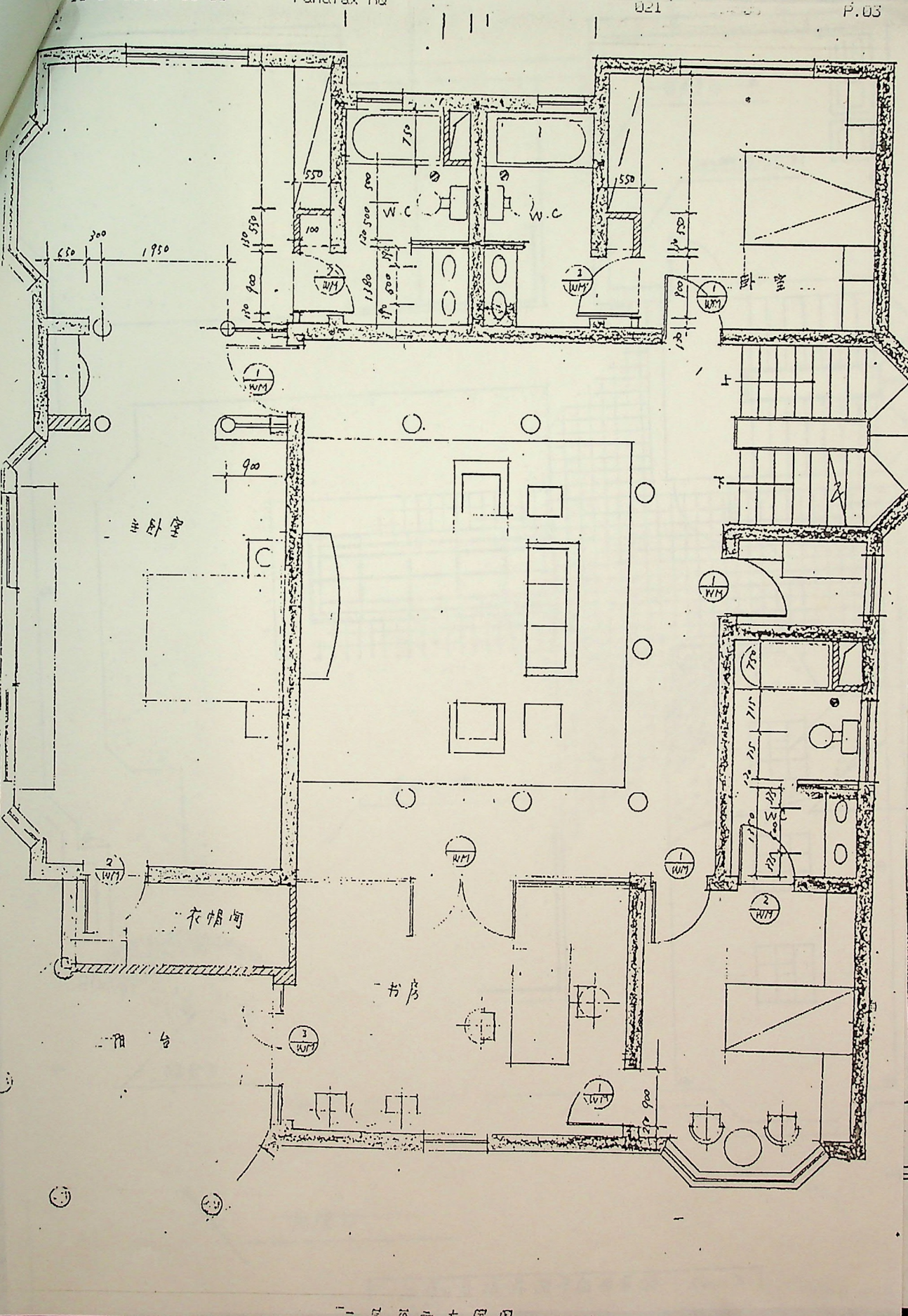
W.C
W.C
卧室
主卧室
衣帽间
书房
阳台
上
下

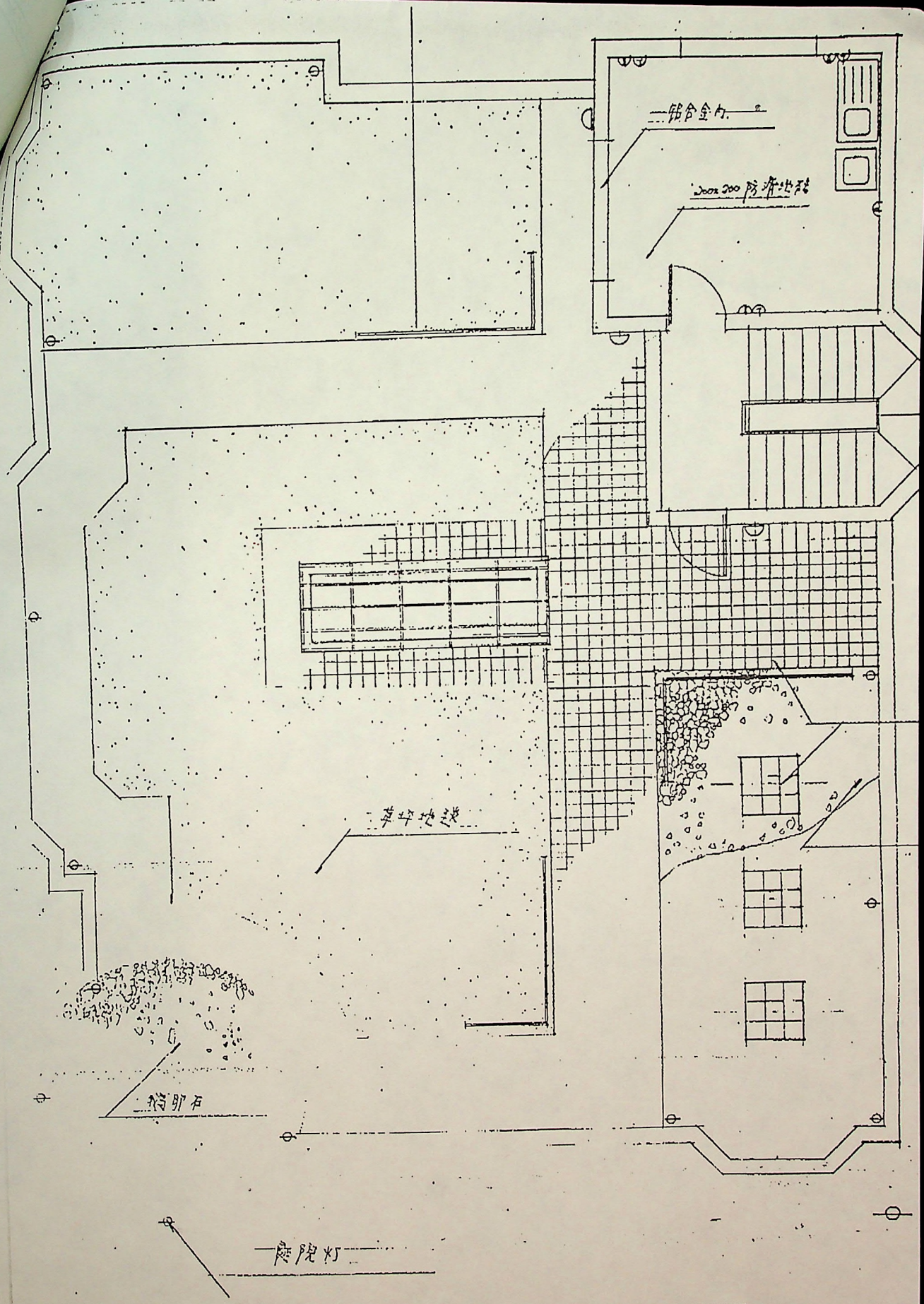

(四层)屋顶花园平面布置图 S、1:50

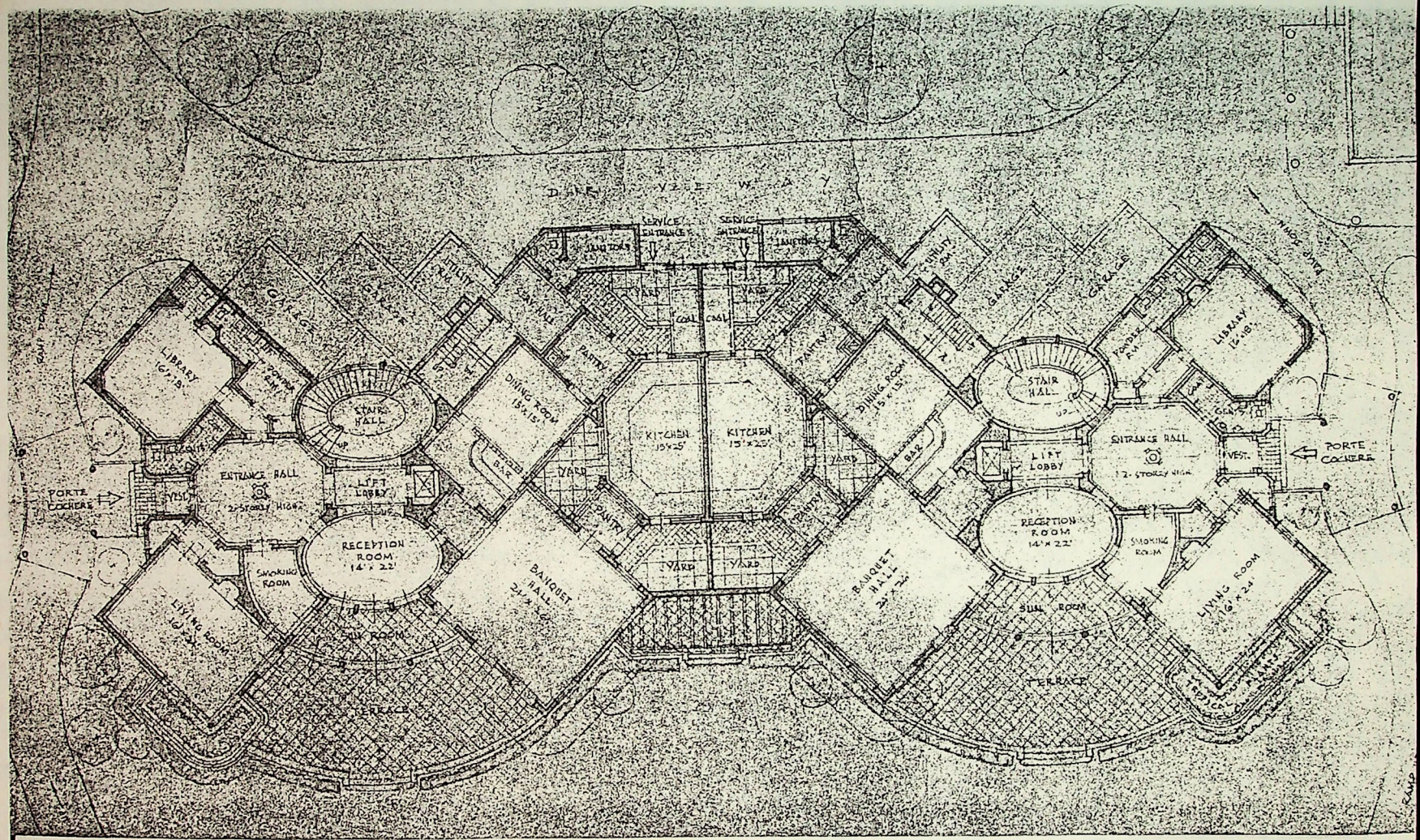

SERVICE ENTRANCE
SERVICE ENTRANCE
JANITORS
JANITORS
GARAGE
GARAGE
GARAGE
GARAGE
UTILITY RM.
UTILITY RM.
SERV. HALL
SERV. HALL
YARD
YARD
COAL
COAL
PANTRY
PANTRY
LIBRARY 16'x18'
LIBRARY 16'x18'
POWDER RM.
POWDER RM.
STAIR HALL
STAIR HALL
DINING ROOM 15'x15'
DINING ROOM 15'x15'
KITCHEN 15'x25'
KITCHEN 15'x25'
BAR
BAR
YARD
YARD
YARD
YARD
PANTRY
PANTRY
ENTRANCE HALL 2-STOREY HIGH
ENTRANCE HALL 2-STOREY HIGH
LIFT LOBBY
LIFT LOBBY
VEST.
VEST.
PORTE COCHERE
PORTE COCHERE
RECEPTION ROOM 14'x22'
RECEPTION ROOM 14'x22'
SMOKING ROOM
SMOKING ROOM
LIVING ROOM 16'x24'
LIVING ROOM 16'x24'
BANQUET HALL 24'x26'
BANQUET HALL 24'x26'
SUN ROOM
SUN ROOM
TERRACE
TERRACE
TROPICAL PLANTS
RAMP DOWN
RAMP DOWN
RAMP

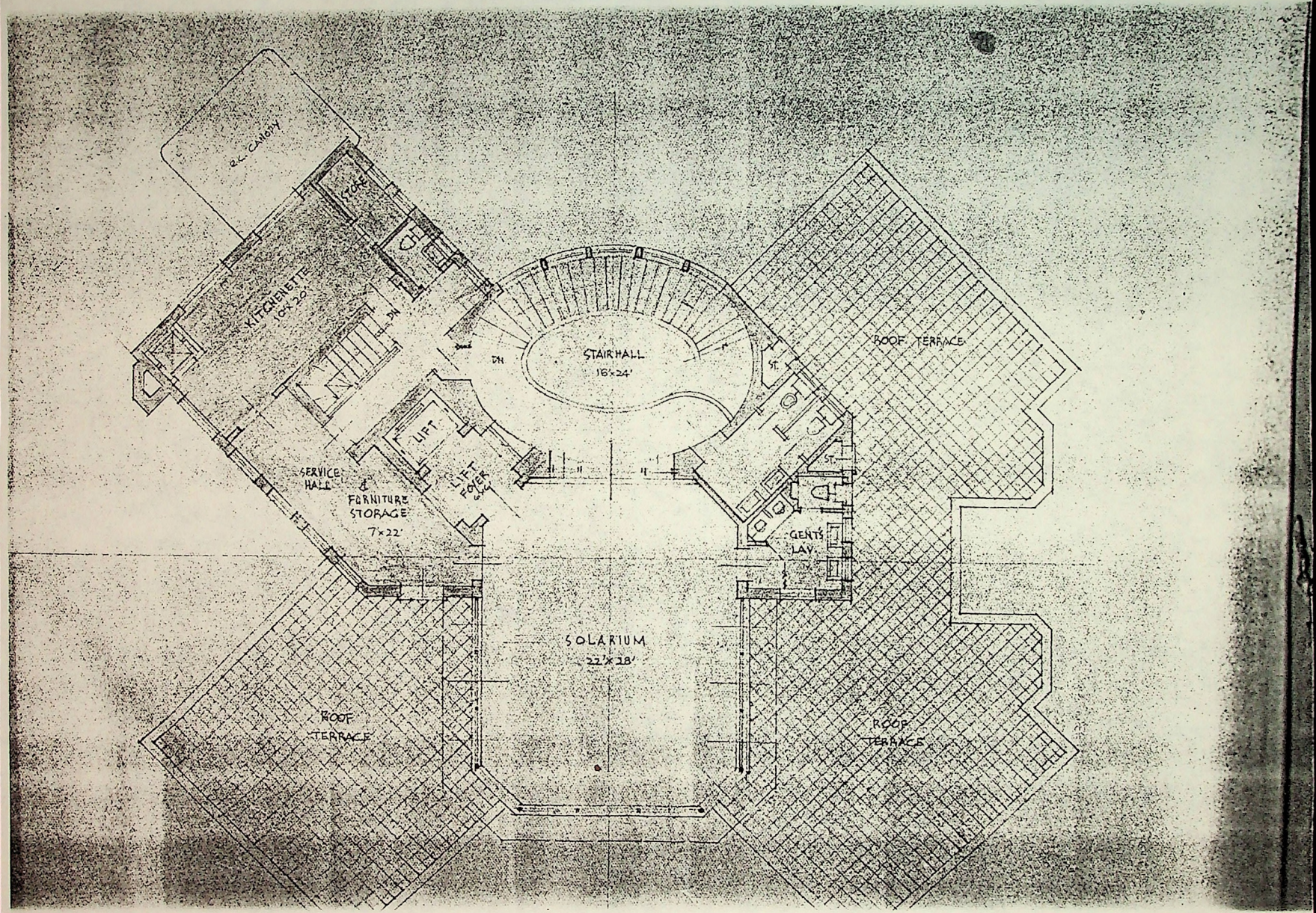
R.C. CANOPY
STORE
KITCHENETTE
10'x20'
DN
DN
STAIRHALL
16'x24'
ST.
ROOF TERRACE
LIFT
LIFT FOYER
SERVICE HALL
& FURNITURE STORAGE
7'x22'
ST.
GENTS LAV.
SOLARIUM
22'x28'
ROOF TERRACE
ROOF TERRACE

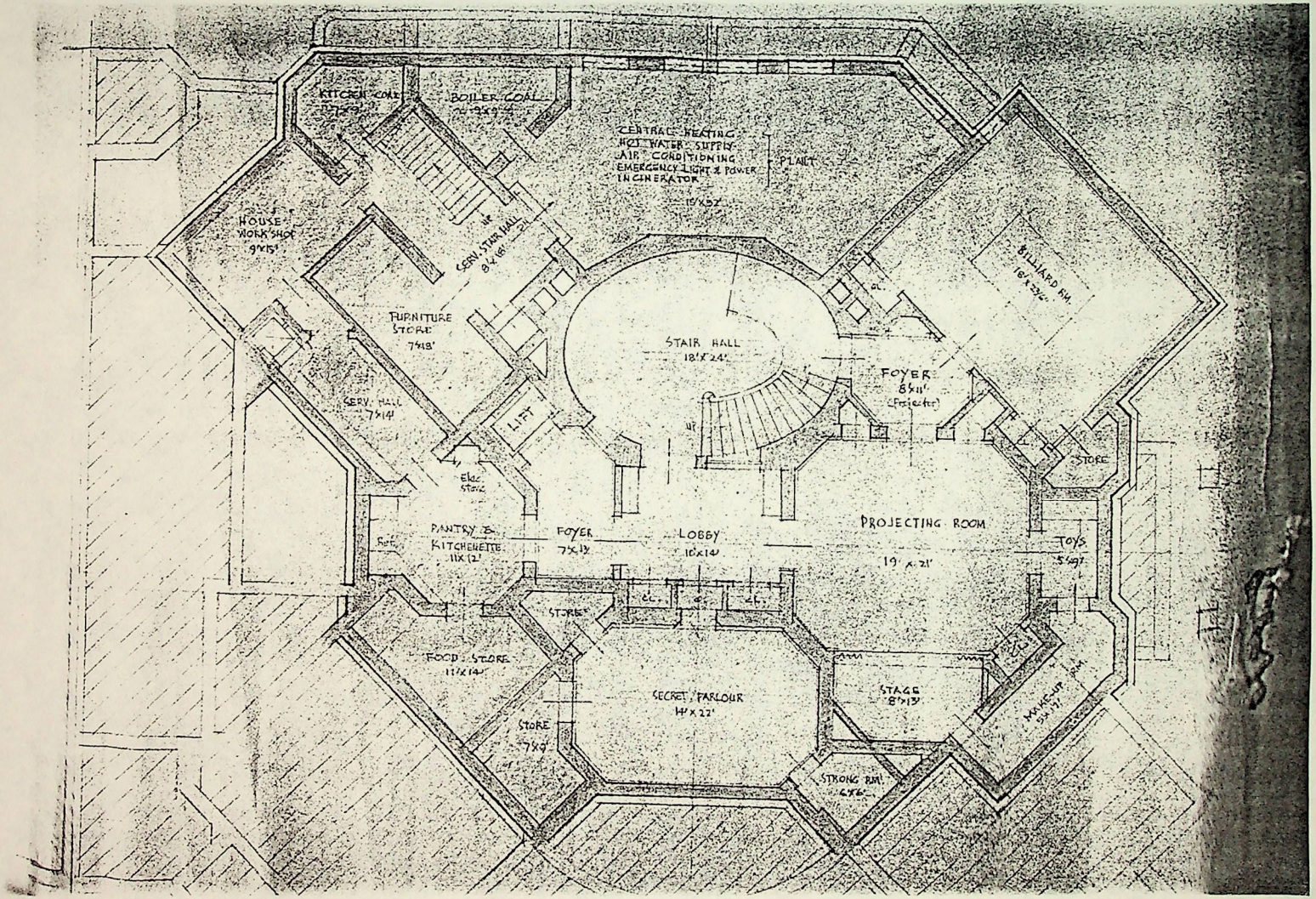
KITCHEN COKE
BOILER COAL
CENTRAL HEATING
HOT WATER SUPPLY
AIR CONDITIONING
EMERGENCY LIGHT & POWER
INCINERATOR
PLANT
15'x52'
HOUSE WORK SHOP 9'x15'
SERV. STAIR HALL 8'x16'
BILLIARD RM. 16'x23'
FURNITURE STORE 7'x18'
STAIR HALL 18'x24'
FOYER 8'x11'
SERV. HALL 7'x14'
LIFT
STORE
PANTRY & KITCHENETTE 11'x12'
FOYER 7'x13'
LOBBY 10'x14'
PROJECTING ROOM 19'x21'
TOYS 5'x9'
STORE
FOOD STORE 11'x14'
SECRET PARLOUR 14'x22'
STAGE 8'x13'
STORE 7'x9'
STRONG RM. 6'x6'

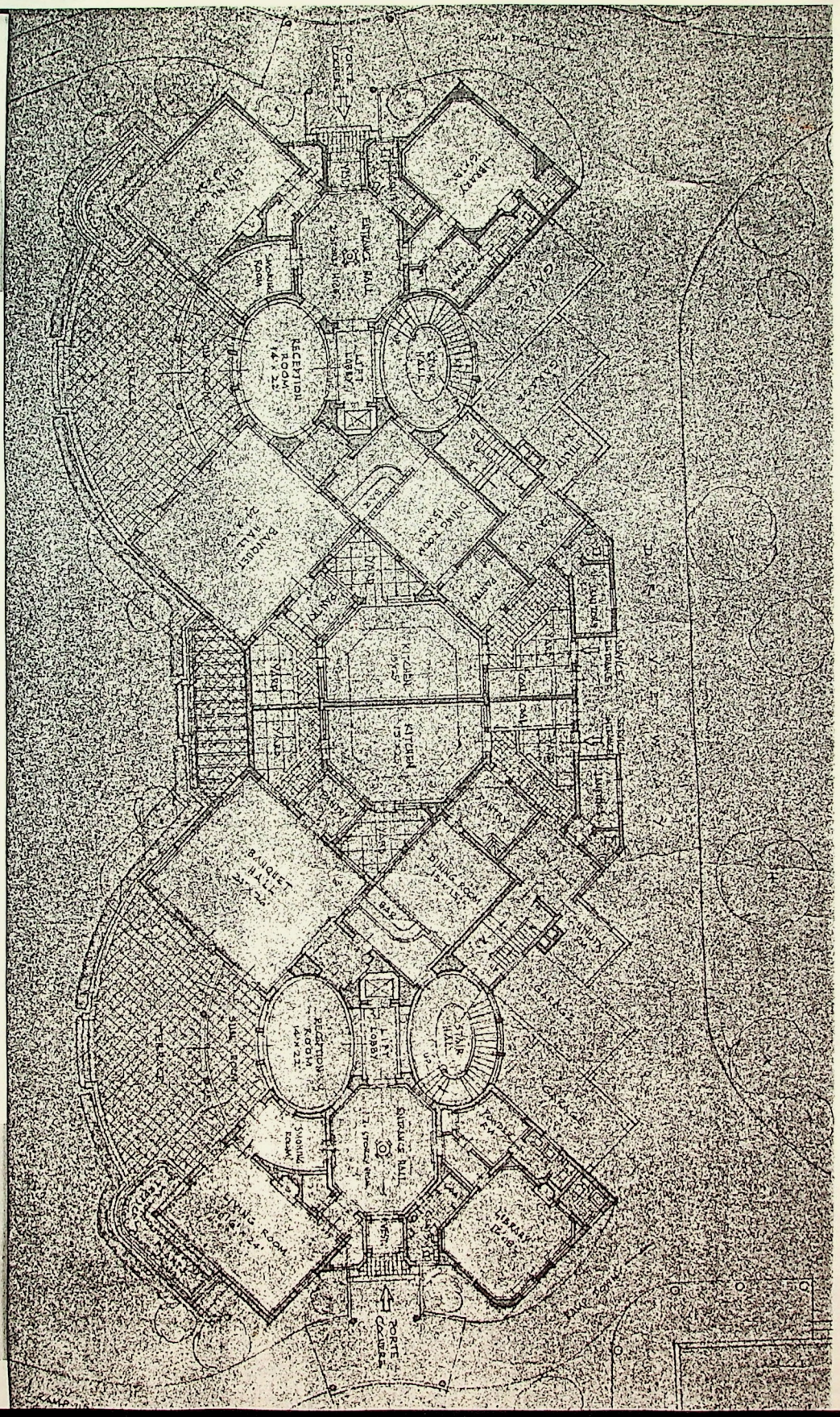
PORTE COCHERE
LIBRARY
ENTRANCE HALL
SMOKING ROOM
RECEPTION ROOM 14'x22'
LIFT LOBBY
STAIR HALL
GARAGE
BANQUET HALL
DINING ROOM
KITCHEN
PANTRY
BAR
TERRACE
LIVING ROOM
PORTE COCHERE

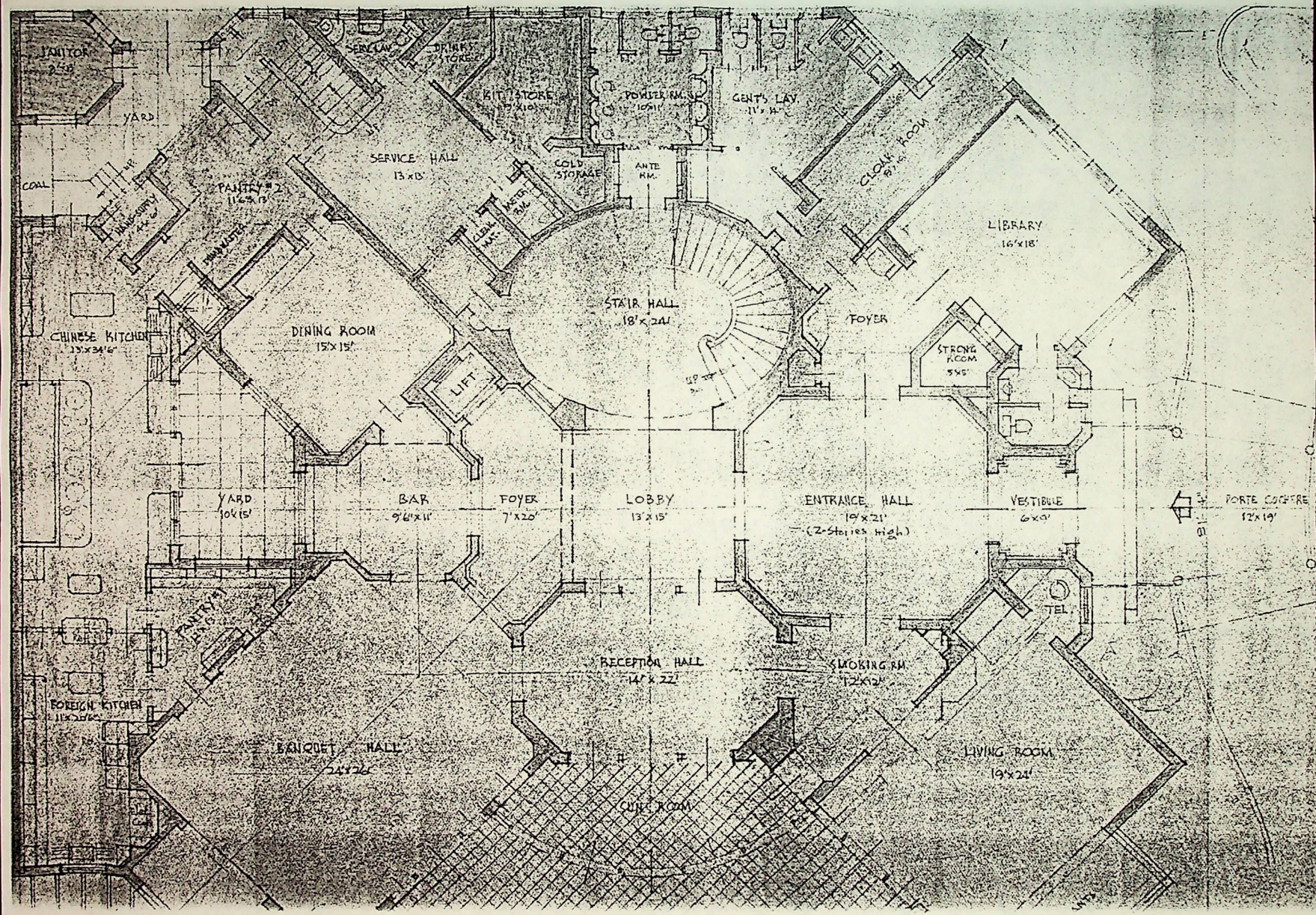

JANITOR
YARD
COAL
SERV. LAV.
DRINKS STORE
KIT. STORE
POWDER RM.
GENT'S LAV.
SERVICE HALL
13'x13'
COLD STORAGE
ANTE RM.
CLOAK ROOM
PANTRY #2
HAND-SUPPLY
DUMBWAITER
METER RM.
CLEAN. MAT.
LIBRARY
16'x18'
STAIR HALL
18'x24'
FOYER
CHINESE KITCHEN
13'x34'6"
DINING ROOM
15'x15'
LIFT
STRONG ROOM
5'x5'
YARD
10'x15'
BAR
9'6"x11'
FOYER
7'x20'
LOBBY
13'x15'
ENTRANCE HALL
19'x21'
(2-Stories High)
VESTIBULE
6'x9'
PORTE COCHERE
12'x19'
TEL.
PANTRY #1
RECEPTION HALL
14'x22'
SMOKING RM.
12'x12'
FOREIGN KITCHEN
BANQUET HALL
24'x26'
LIVING ROOM
19'x24'
SUN ROOM

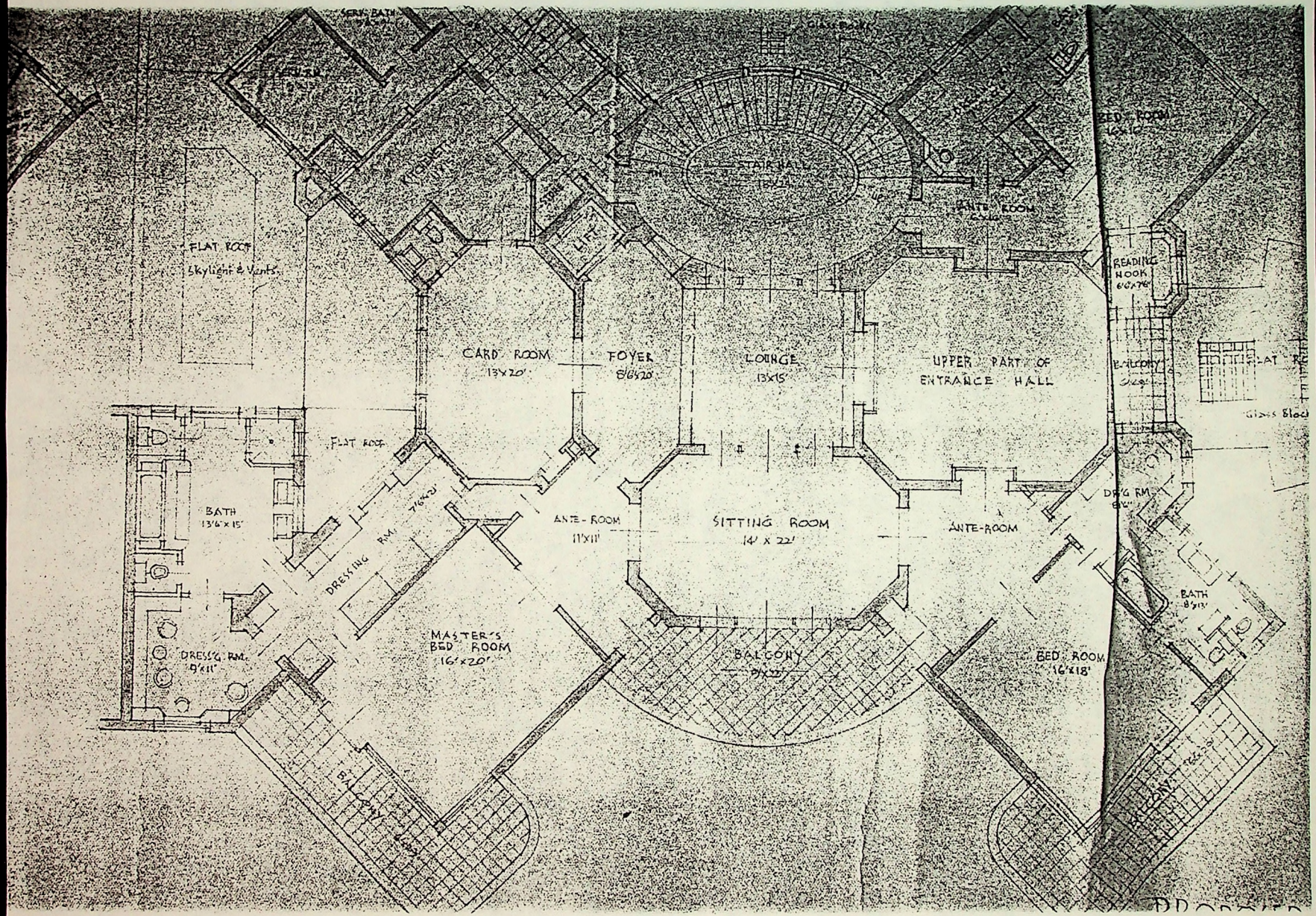
FLAT ROOF
Skylight & Vents
CARD ROOM
13'X20'
FOYER
8'6X20'
LOUNGE
13'X15'
UPPER PART OF
ENTRANCE HALL
STAIR HALL
ANTE ROOM
READING NOOK
BED ROOM
16'X12'
FLAT ROOF
BATH
13'6'X15'
DRESSING RM.
7'6X7'
ANTE-ROOM
11'X11'
SITTING ROOM
14' X 22'
ANTE-ROOM
DR'G RM.
BATH
8'X13'
MASTER'S
BED ROOM
16'X20'
BALCONY
9'X22'
BED ROOM
16'X18'
DRESS'G RM.
9'X11'

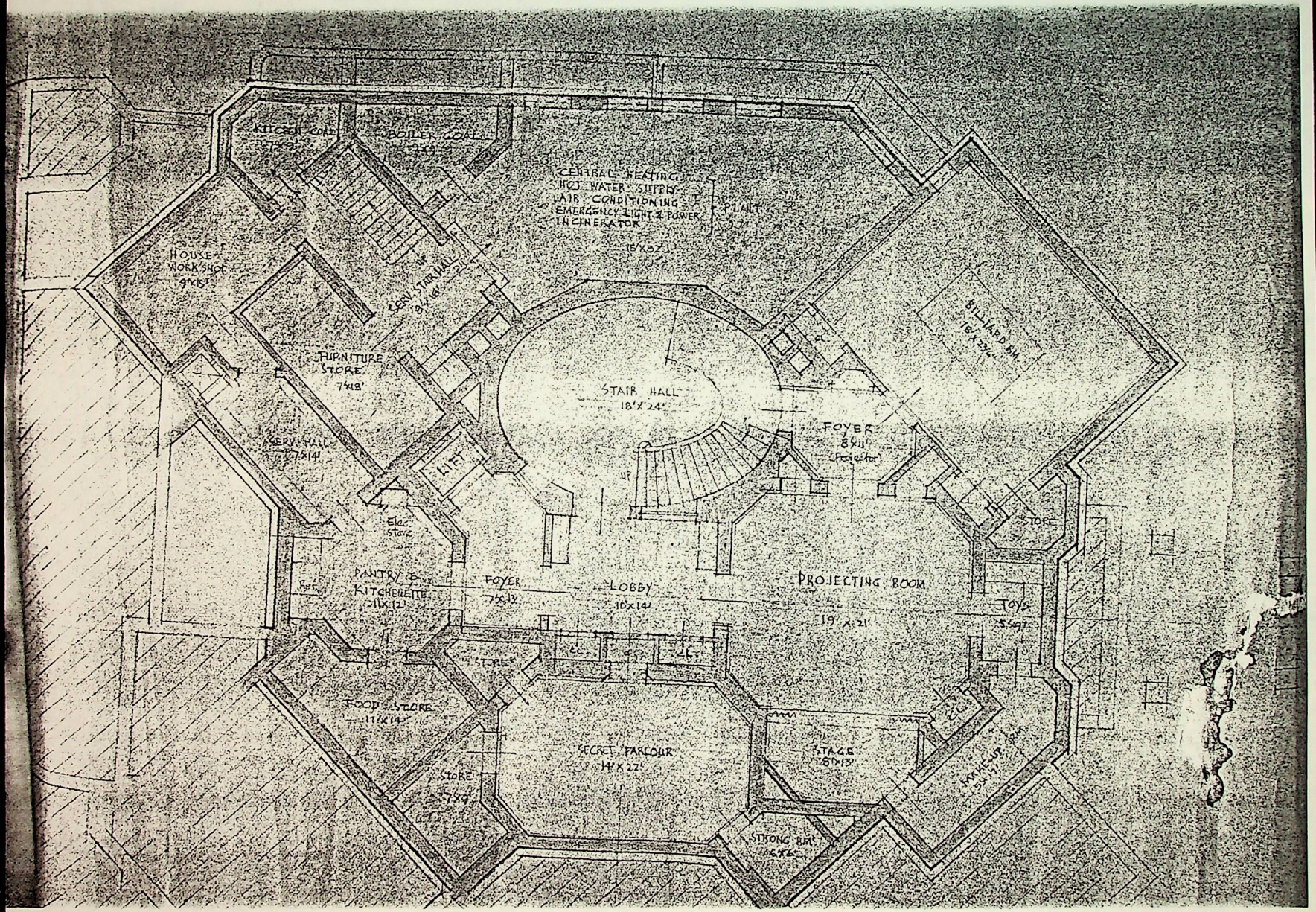
KITCHEN COKE
7'x9'
BOILER COAL
9'x9'
CENTRAL HEATING
HOT WATER SUPPLY
AIR CONDITIONING
EMERGENCY LIGHT & POWER
INCINERATOR
PLANT
18'x52'
HOUSE WORKSHOP
9'x15'
SERV. STAIR HALL
8'x 6'
BILLIARD RM
18'x 24'
FURNITURE STORE
7'x13'
STAIR HALL
18'x 24'
FOYER
8'x11'
(Projector)
SERV. HALL
7'x14'
LIFT
UP
Elec. Store
STORE
PANTRY & KITCHENETTE
11'x 12'
FOYER
7'x 12'
LOBBY
10'x 14'
PROJECTING ROOM
19'x 21'
STORE
STORE
FOOD STORE
11'x 14'
SECRET PARLOUR
14'x 22'
STAGE
8'x 13'
STORE
STRONG RM
6'x 6'

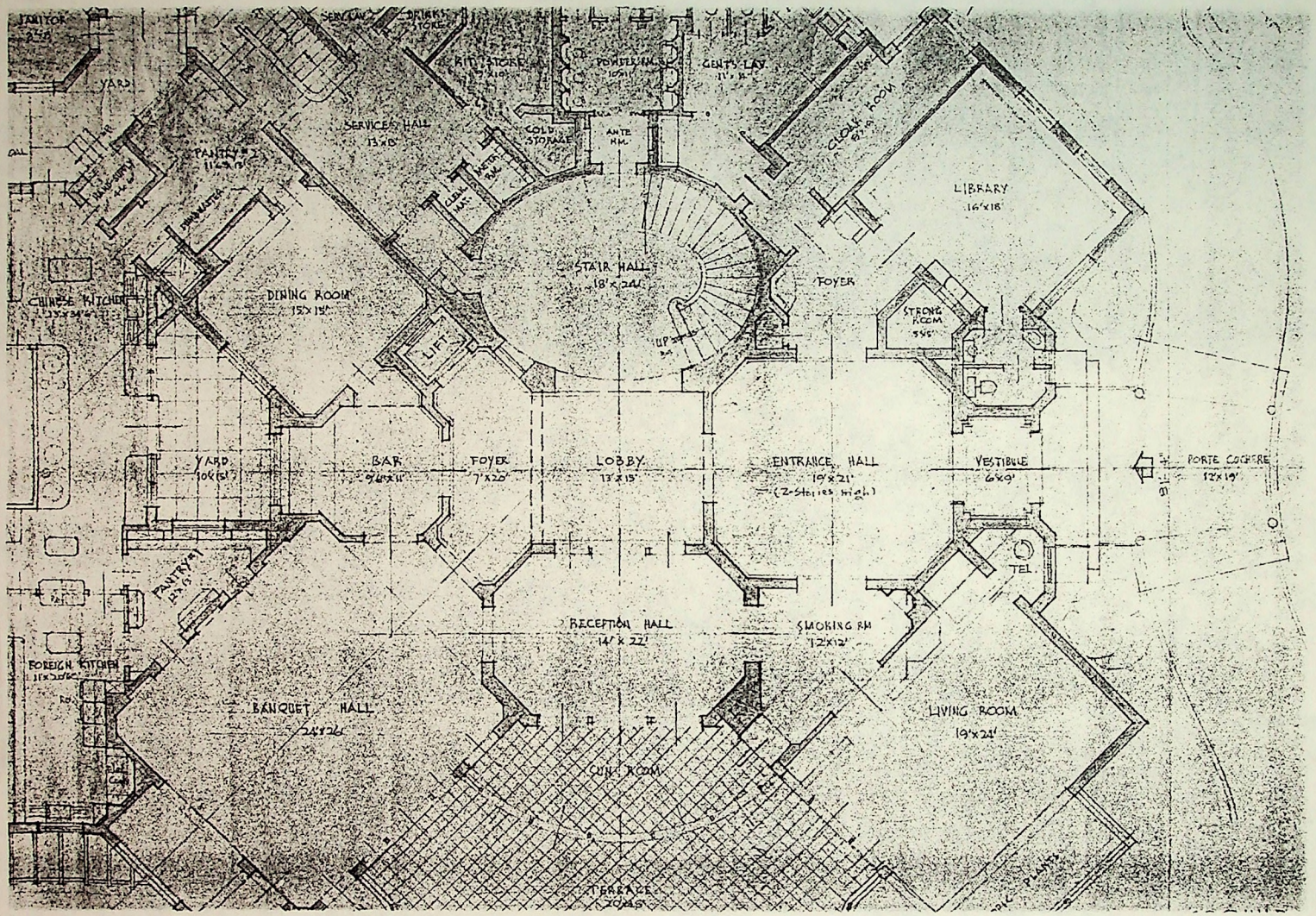
JANITOR
YARD
SERVICE
DRINKS STORE
KITCHEN
POWDER RM
GENT'S LAV
CLOAK ROOM
SERVICE HALL
COLD STORAGE
ANTE RM
PANTRY
LIBRARY
16'x18'
STAIR HALL
18'x24'
FOYER
DINING ROOM
15'x19'
CHINESE KITCHEN
LIFT
STRONG ROOM
YARD
BAR
FOYER
LOBBY
ENTRANCE HALL
19'x21'
(2-Stories high)
VESTIBULE
PORTE COCHERE
12'x19'
TEL.
RECEPTION HALL
14'x22'
SMOKING RM
12'x12'
FOREIGN KITCHEN
BANQUET HALL
24'x26'
LIVING ROOM
19'x24'
SUN ROOM
TERRACE
PLANTS

Amoy
Brit CG's Residence



西立面

46

~~2810-3~~ 37-3 絵回 High 4col.

56%







D・V・W氏邸（1933、34年頃）。 ヒューデック設計。曲線を持ったこのモダニズム住宅は、上海でもひときわ異彩を放っていた。 小山正和編『現代住宅1933～40』第4集（国際建築協会 1941年）

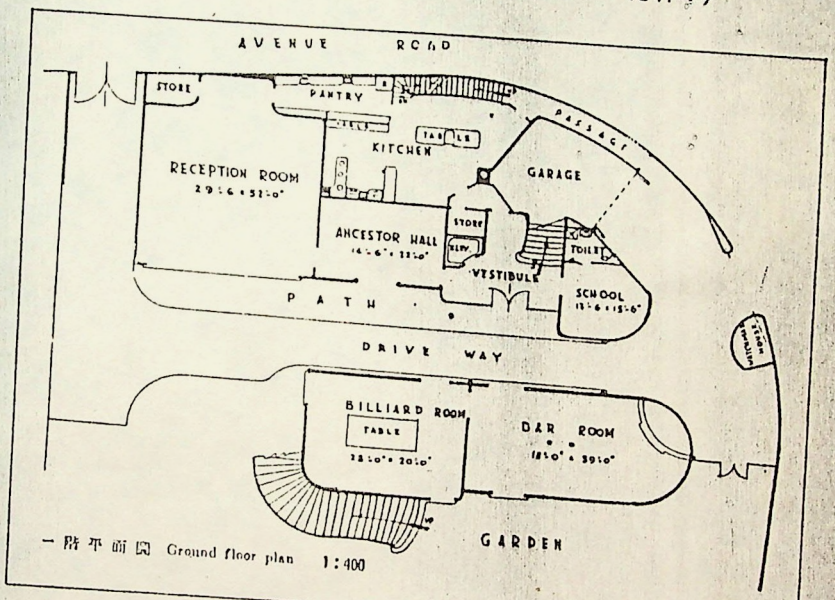

一階平面図 Ground floor plan 1:400

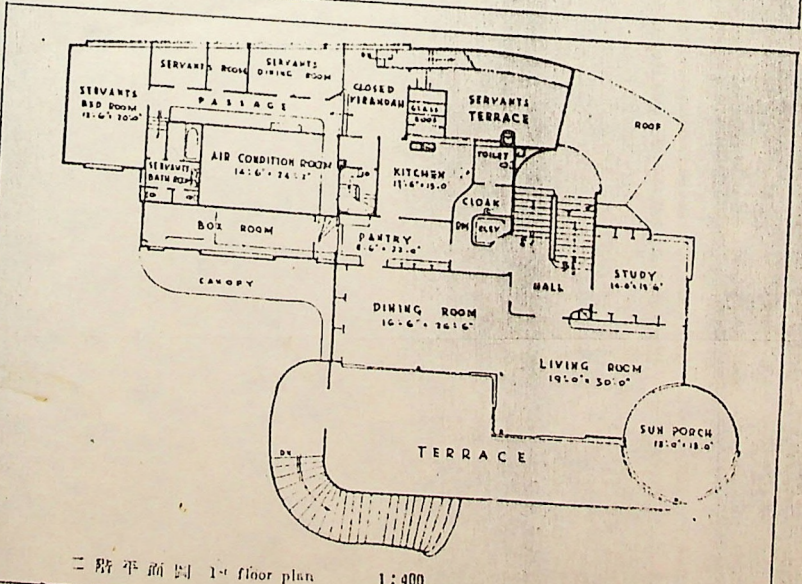

二階平面図 1st floor plan 1:400

Can you tell us the name of the book from which this comes.

・V・W氏邸、1階平面・2階平面。
の大家族制に適合させるために、苦
ったとヒューデックは述べる。 小
編『現代住宅1933～40』第4集（国
協会 1941年）

Übersetzung aus japanischem Architekturführer. (lit.246)

abb. 193:

D.V.W. Mister, Residence (1933-34 built).
The building was planned by Hudec. This curvaceous and modern building was outstanding [cut a figure] in Shanghai.

"Modern Building 1933-40, 4th Edition"
by Masakazu Koyama.
(International Architecture Association, 1941)

abb. 194:

D.V.W. Mister, Residence, ground floor plan and 1st floor plan.
Hudec said: "Hard work, make it fit to the chinese family system", there are so many people in a traditional chinese family.

---

abb. 362:

"Nishi-Hongangi" (Tempel between Shanghai and another), built 1931.

The temple in Hong-kou [Quarter of Shanghai] is a model [smaller copie] of the "Tsukiji-Hongangi" in Tokio, which was designed by Chuta ITOU in Indian Style.

The temple [in Shanghai] was designed by Shigehisa OKANO.

At that time, many architects in Shanghai, like Shigehisa OKANO, had not permanently their own office.

"Manshu construction journal", Vol. 11, No. 6.
(Manshu Architects Association, Dalian, 1931)

Torsten Warner
Shanghai, 30.3.1992

HUAI HAI APT. 1006 1,047 SQ. FT. NET

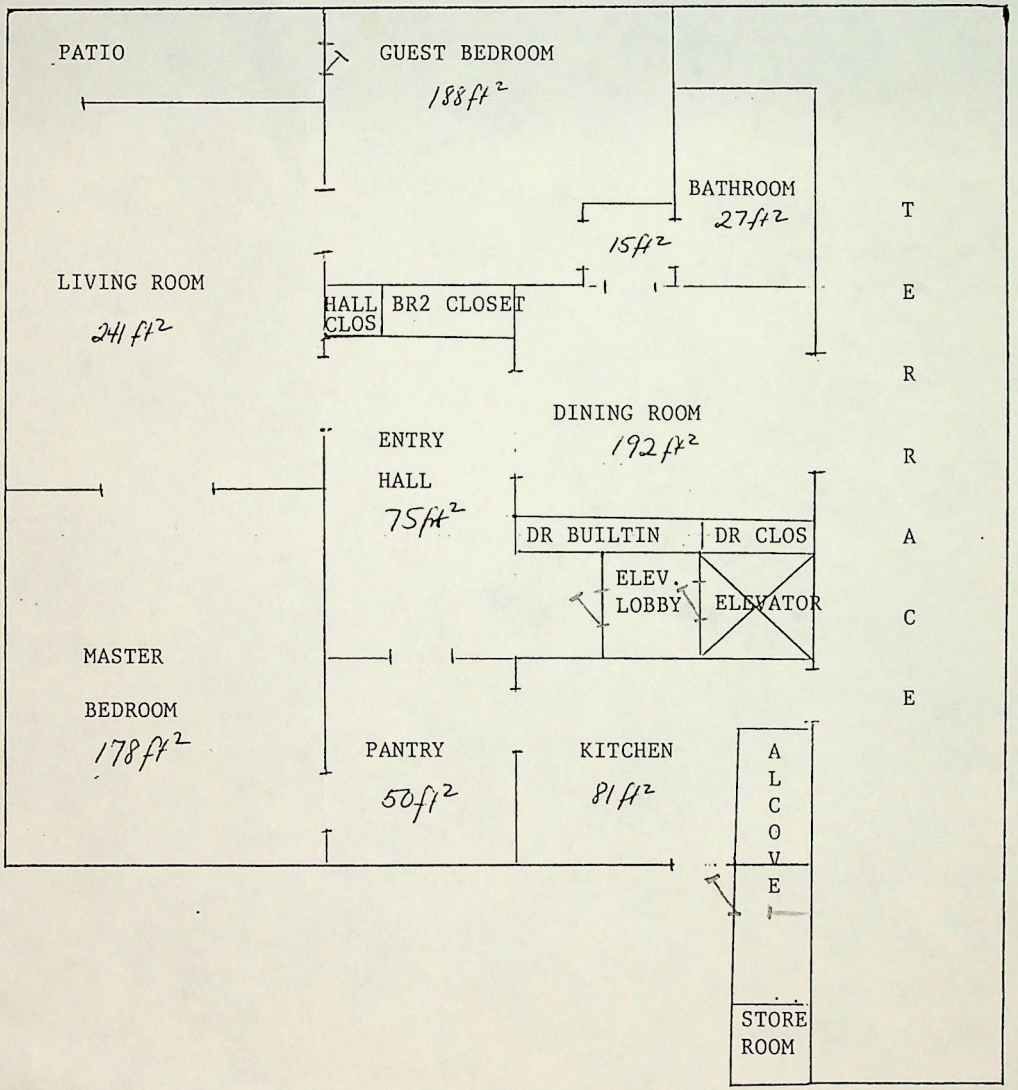

GROUND FLOOR PLAN OF RESIDENCE AT 1469 AVENUE JOFFRE.

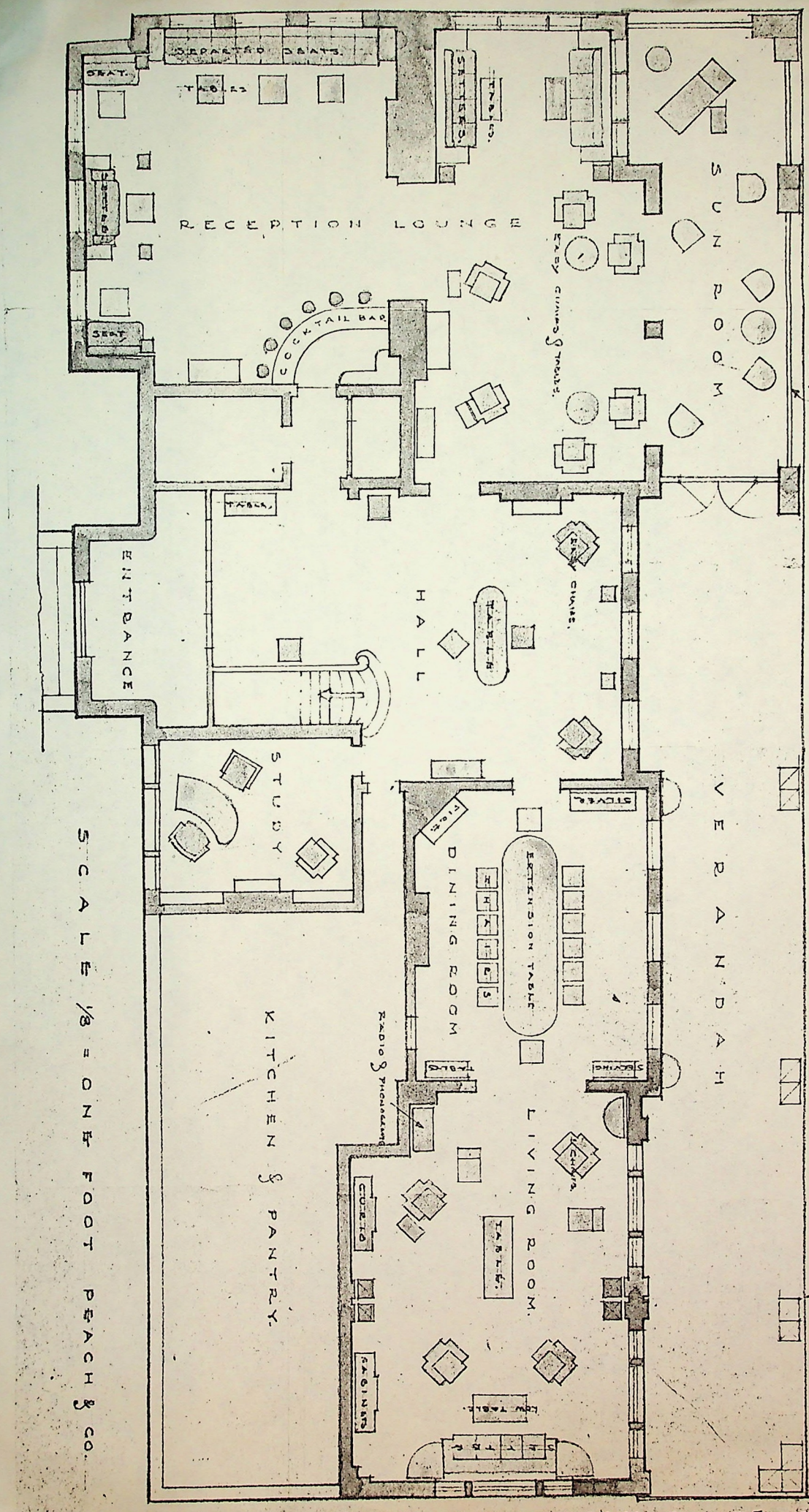

SCALE 1/8 = ONE FOOT PEACH & CO.

MR WILSON OF PALMER & TURNER THINKS THE "RECEPTION LOUNGE" ON EAST AND VERY GOOD IDEA BUT SAYS A ROOFED TERRACE SOULD BE BUILT OUT ON THIS EAST END TO SCREEN FROM NEXT HOUSE, WHICH IS VERY CLOSE. HE WILL SEND UP DRAWING FOR THIS.

FIRST FLOOR PLAN OF RESIDENCE AT 1469 AVENUE JOFFRE

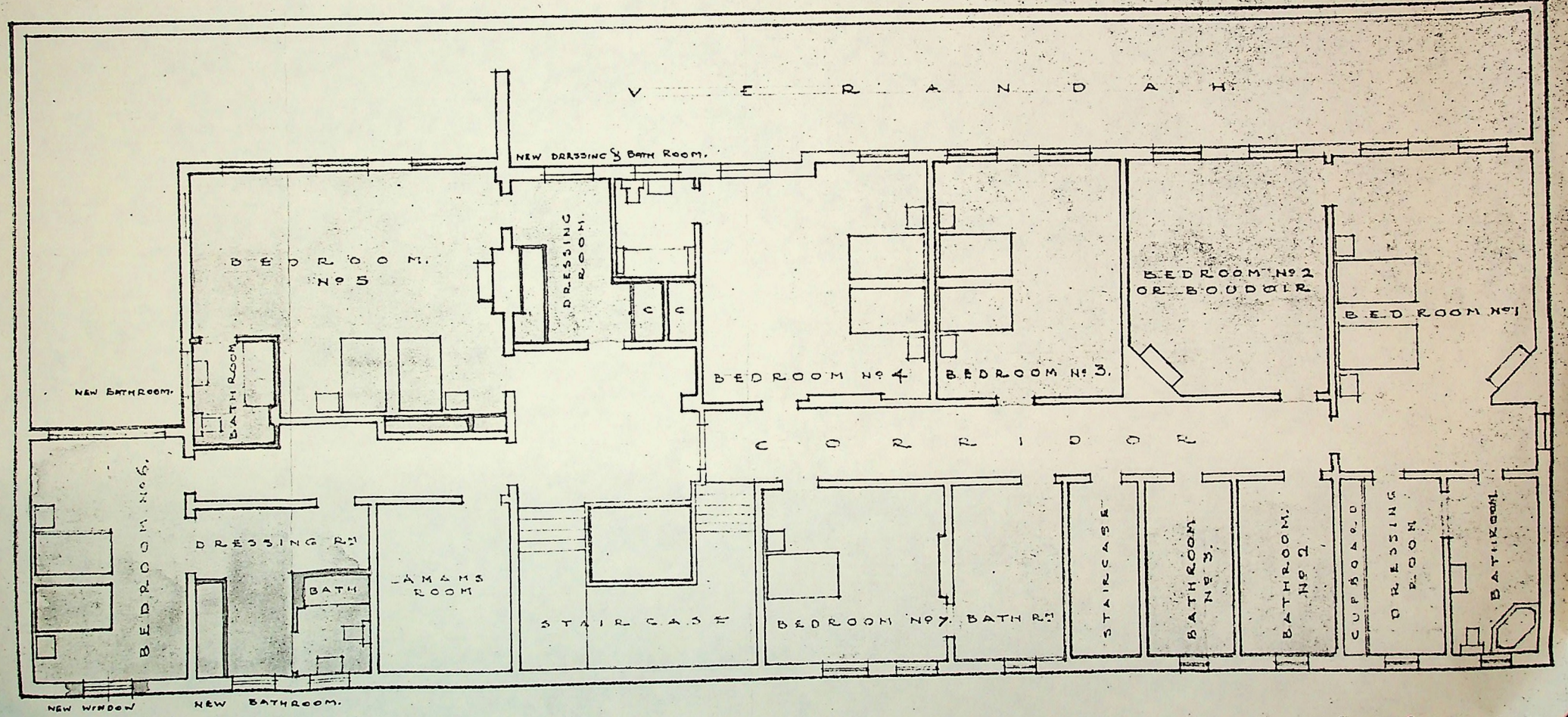

PROPOSED ALTERATIONS SHOWN IN RED.

SCALE 1/8 = ONE INCH PEACH & Co.

NO. 1469 AVENUE JOFFRE
CAD. LOTS 13354, 13355, 13356 & 13364

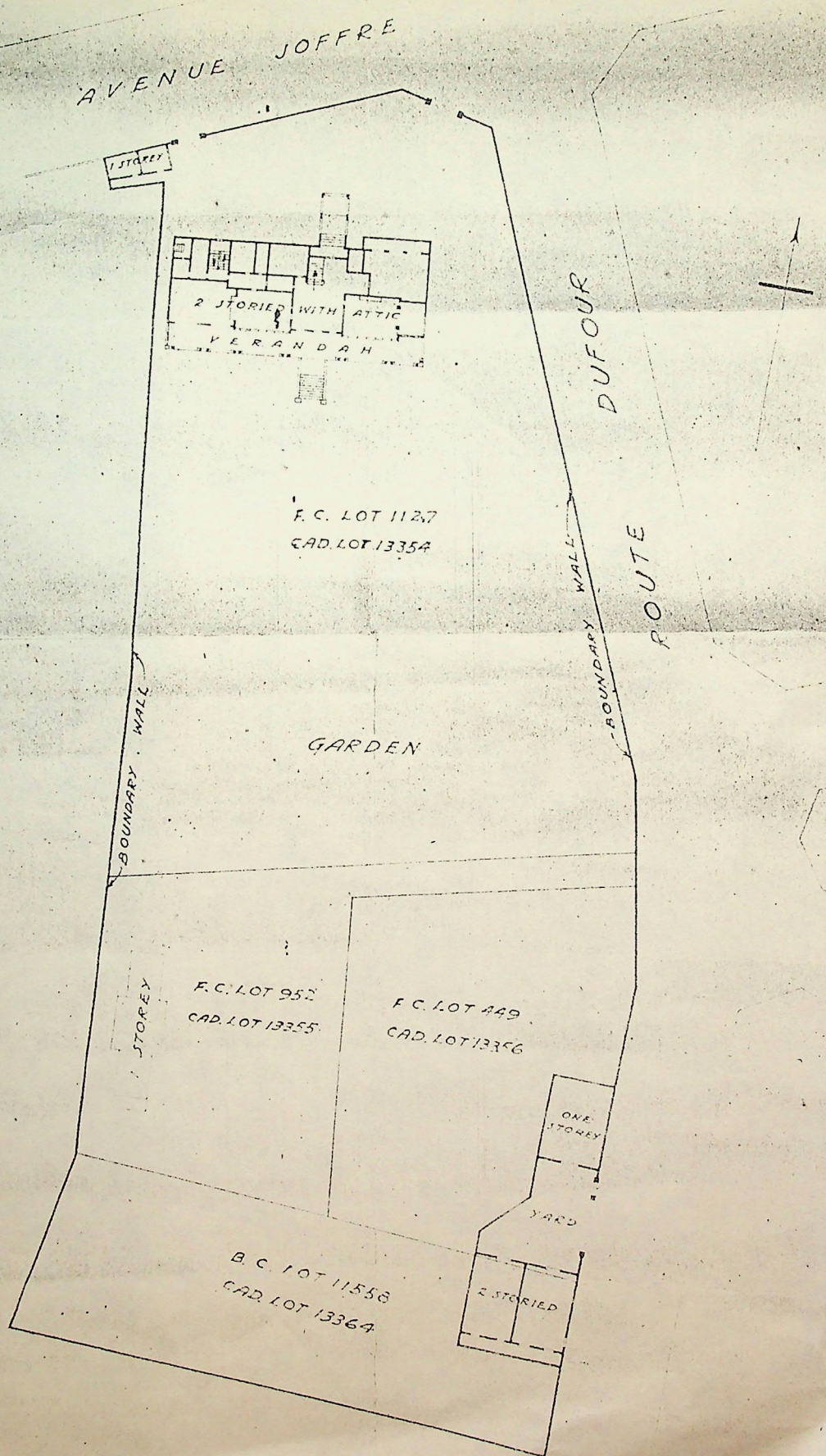

NO. 1469 AVENUE JOFFRE
CAD. LOTS 13354, 13355, 13356 & 13364

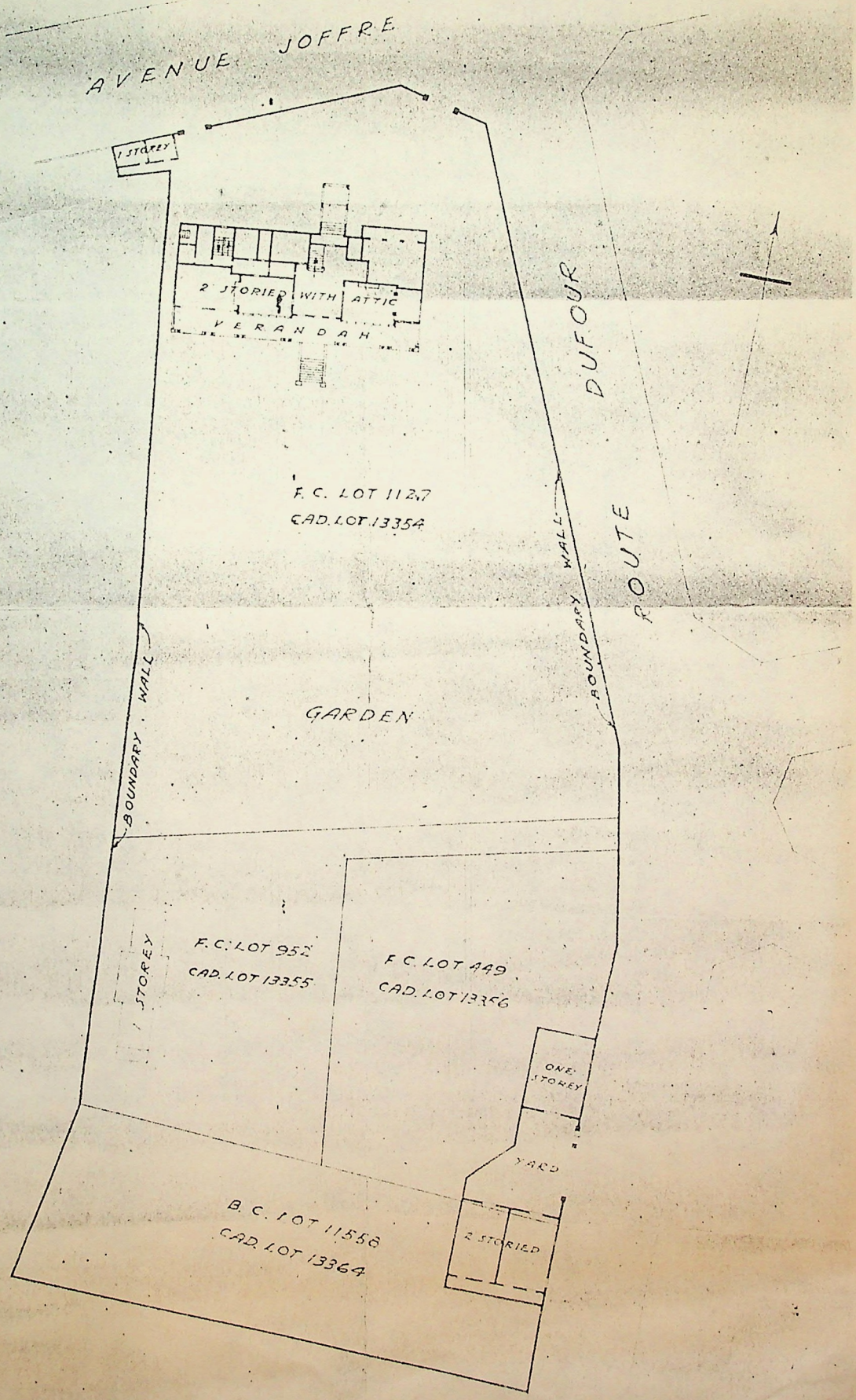

NEW ENCLOSURE

SUN ROOM

EASY CHAIRS & TABLES.

RECEPTION LOUNGE

SETTEE.

SETTEE.

COCKTAIL BAR

SEPARATE BOOTHS

TABLES

SEATS

SETTEE

SEATS

TABLES

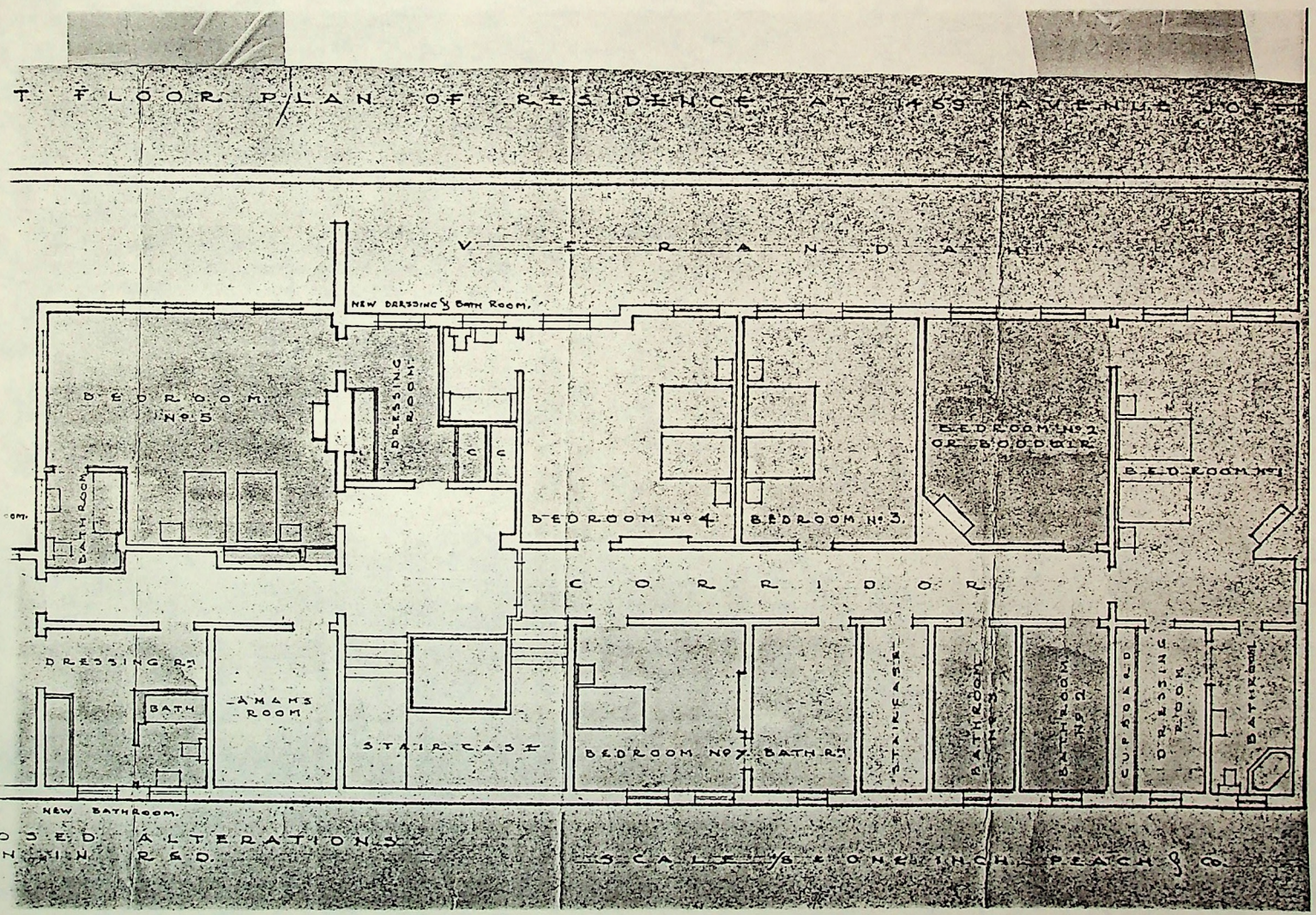
T. FLOOR PLAN OF RESIDENCE AT 159 AVENUE JOFF
VERANDA
NEW DRESSING & BATH ROOM.
BEDROOM No 5
DRESSING ROOM
BATH ROOM
C
C
BEDROOM No 4
BEDROOM No 3
BEDROOM No 2 OR BOUDOIR
BED ROOM No 1
CORRIDOR
DRESSING R.M
BATH
TURKS ROOM
STAIR CASE
BEDROOM No 7 BATH R.M
STAIRCASE
BATHROOM No 3
BATHROOM No 2
CUPBOARD
DRESSING ROOM
BATHROOM
NEW BATHROOM.
USED ALTERATIONS
MAIN R.S.D.
SCALE 1/8 = ONE INCH PEACH & CO

S. LEE CARLSON, AIA
PROJECT ARCHITECT

U. S. DEPARTMENT OF STATE
OFFICE OF FOREIGN BUILDINGS OPERATIONS
WASHINGTON, D. C. 20522
703/875-6211

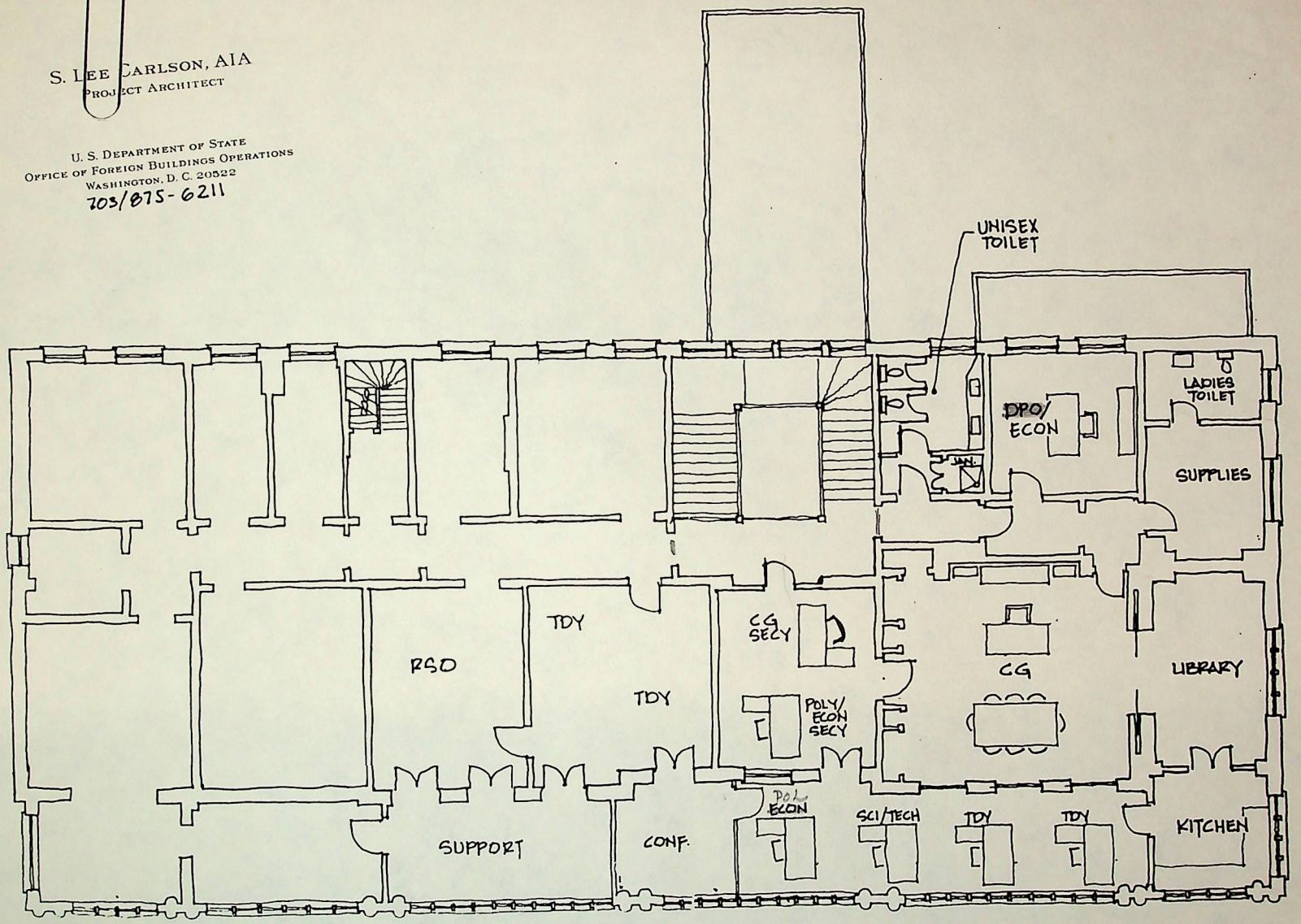

SHANGHAI, CHINA
CONSULATE OFFICE BUILDING

PROPOSED 2ND FLOOR

18 FEB 1994

0 1 2 4 6 8

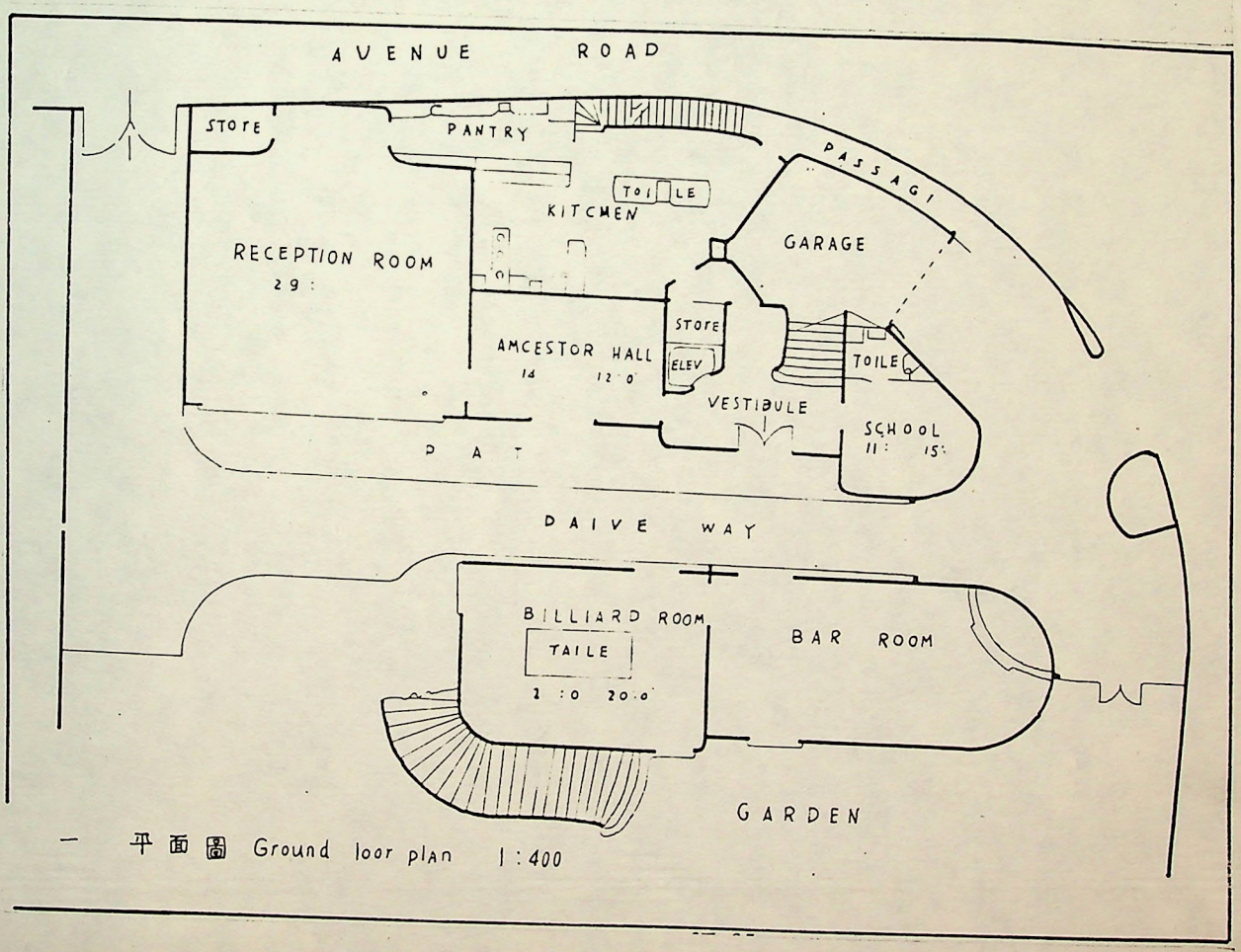

一 平面圖 Ground loor plan 1:400

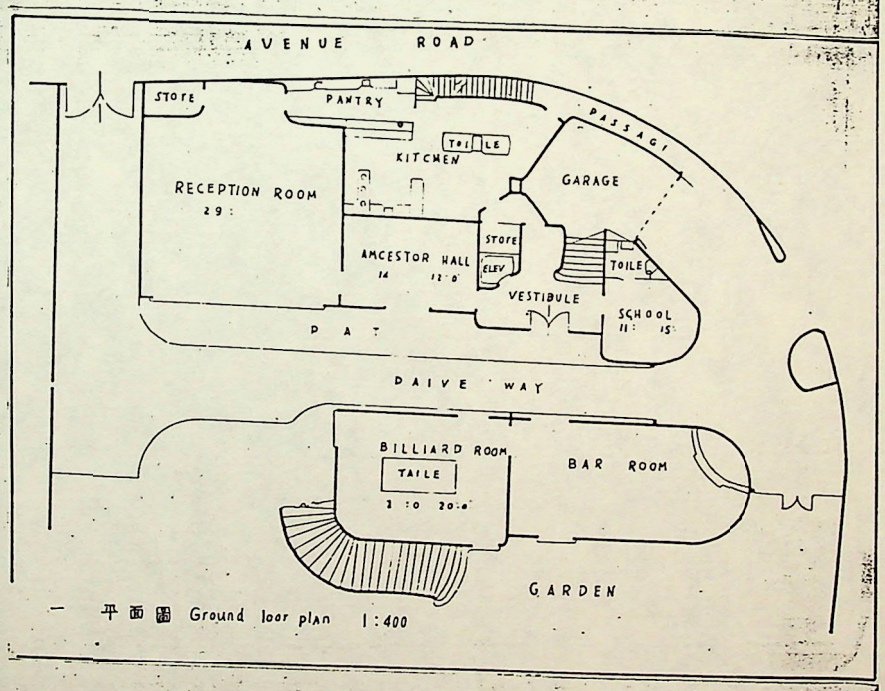

一 平面圖 Ground loor plan 1:400

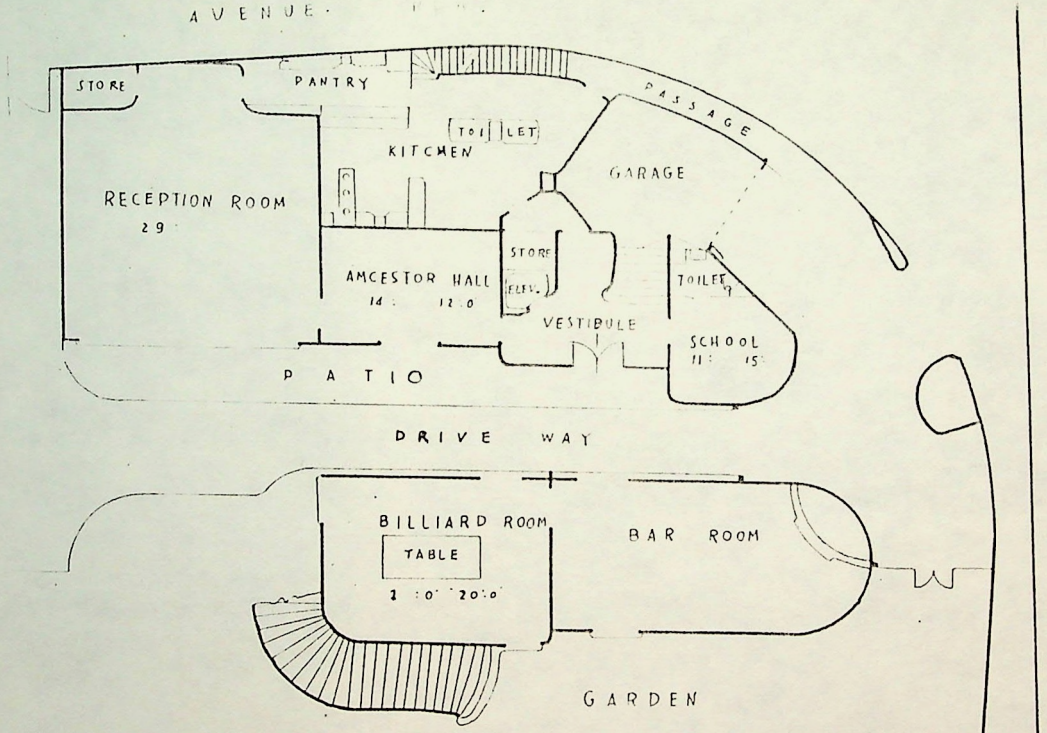

平面圖 Ground floor plan 1 : 400

HUAI HAI APT. 1006 1,047 SQ. FT. NET

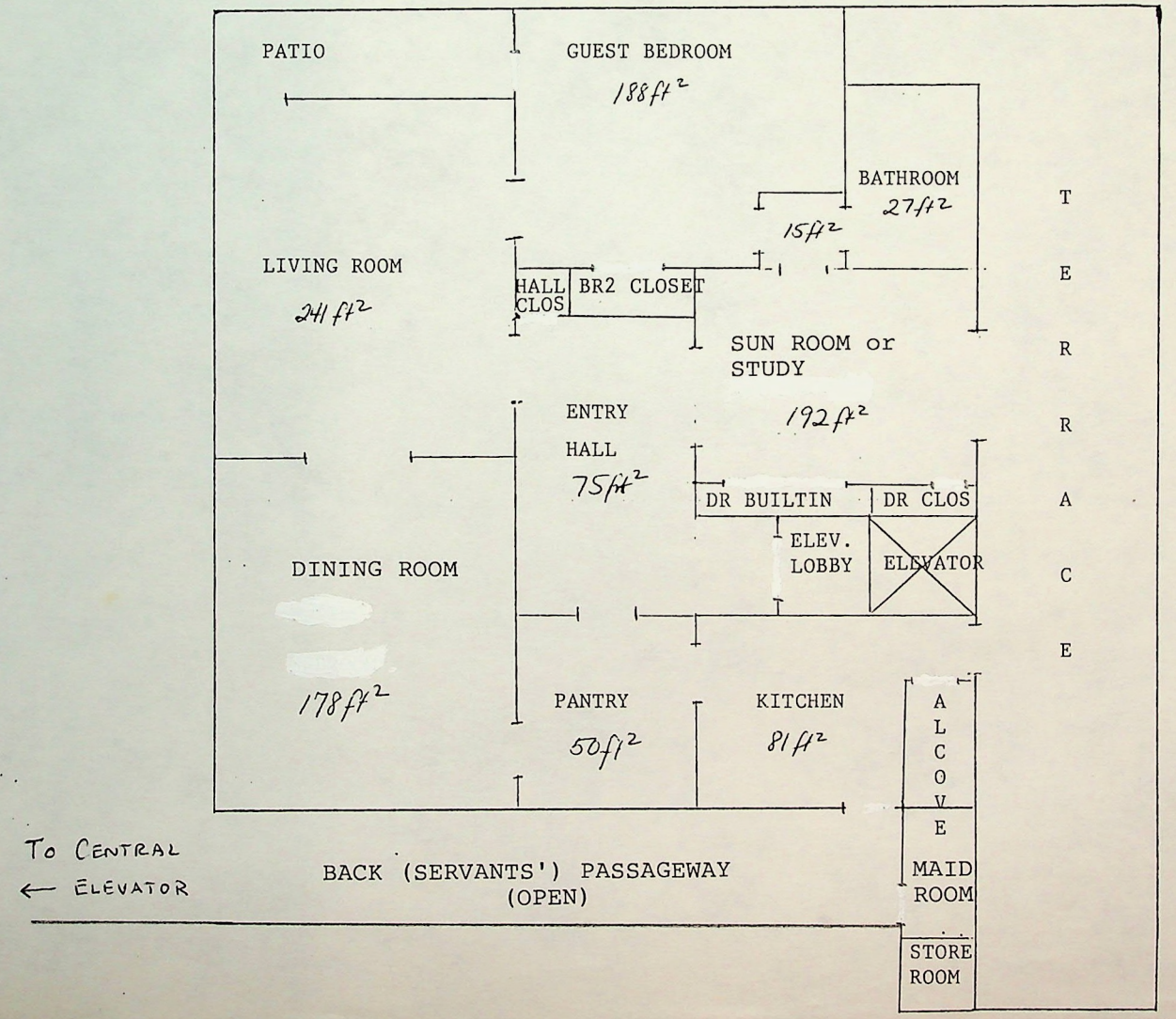

HUAI HAI APT. 1006 1,047 SQ. FT. NET

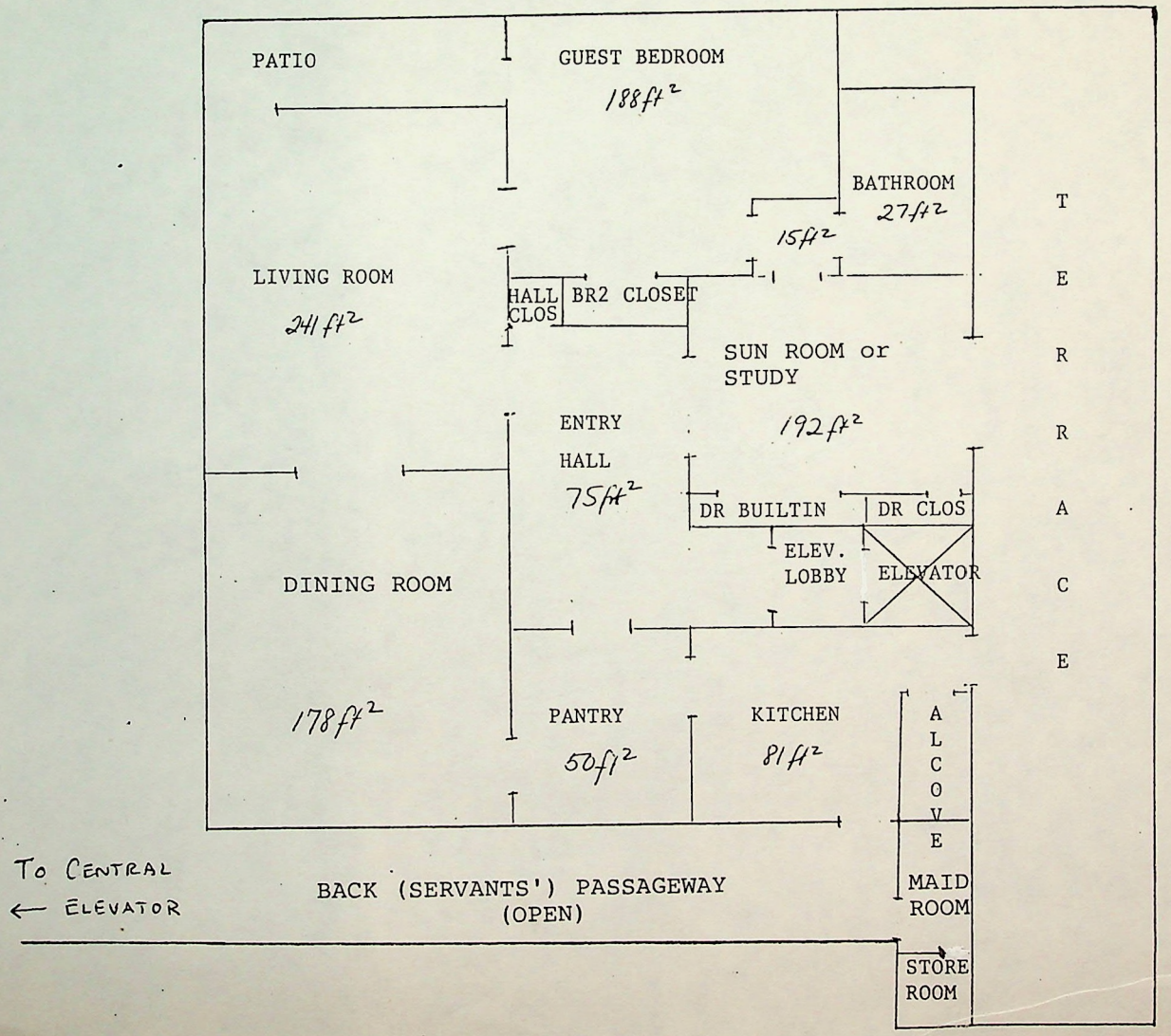

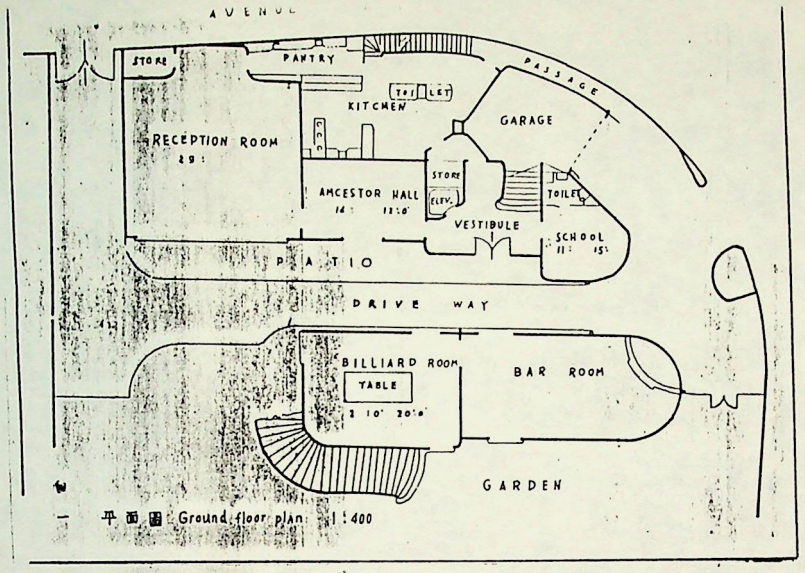

一 平面圖 Ground floor plan 1:400

上海亚洲文会大楼

（设计原图）



大楼外观

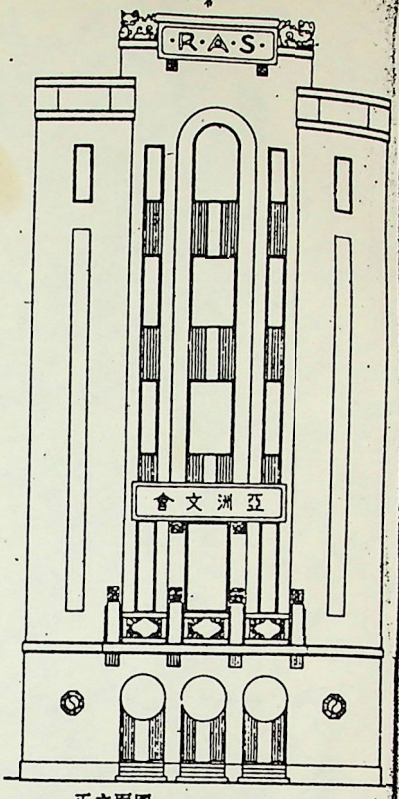

正立面图

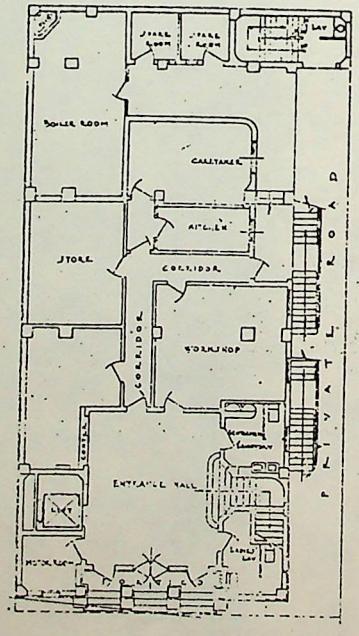

底层平面图

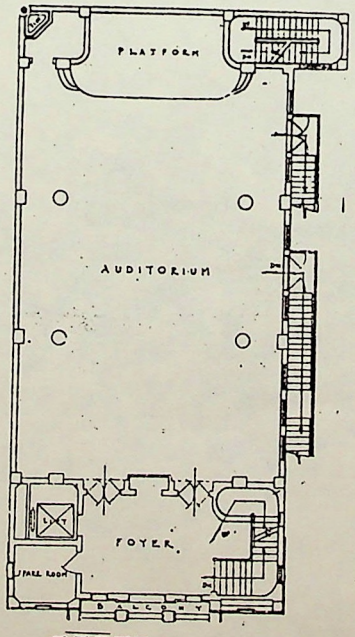

二层平面图

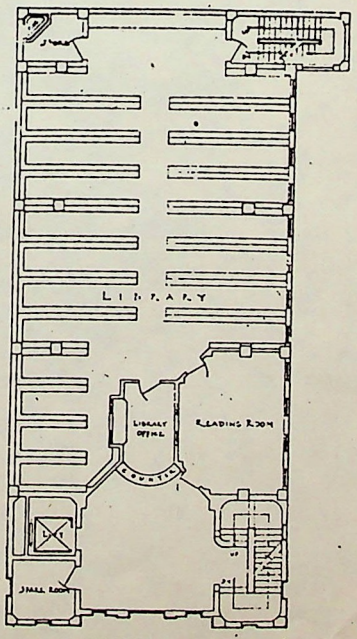

三层平面图

樓大遜沙
SASSON HOUSE
SHAN ROAD (EASTERN1) 中山東一路二〇號

二樓平面圖

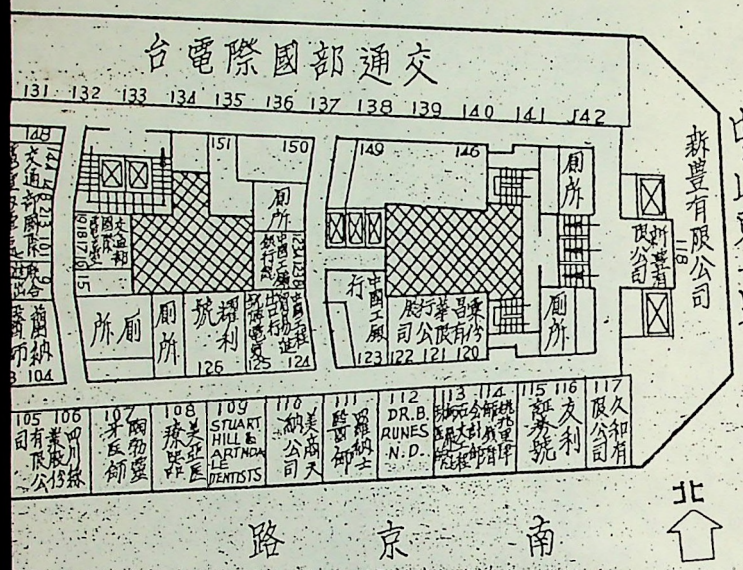

三樓平面圖

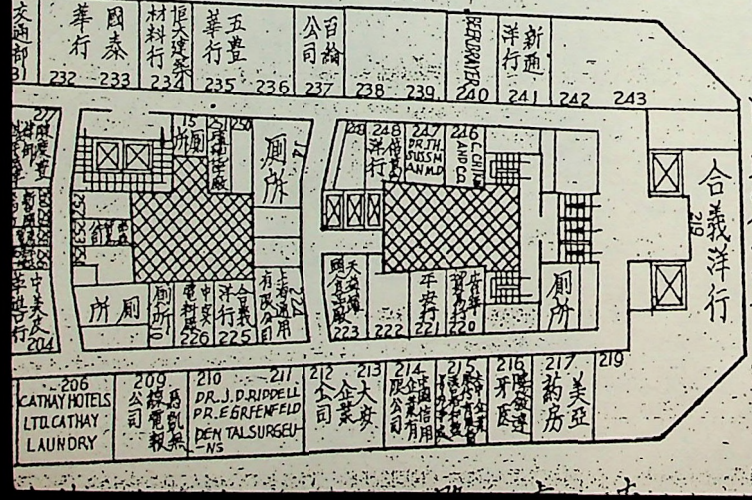

DEVELOPMENT BUILDING
181 KIANGSE ROAD (CENTRAL) 江西中路一八一號

三樓平面圖

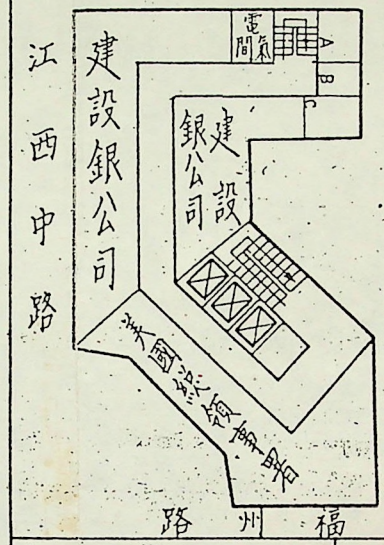

二樓平面圖

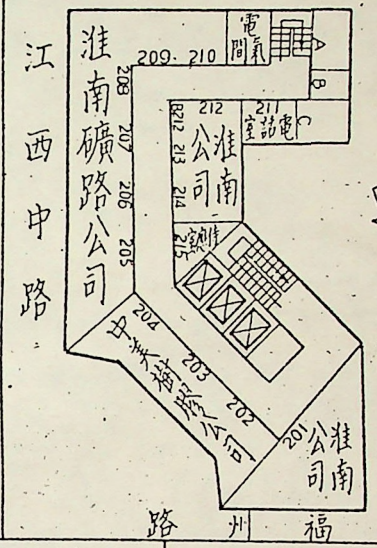

十一樓平面圖

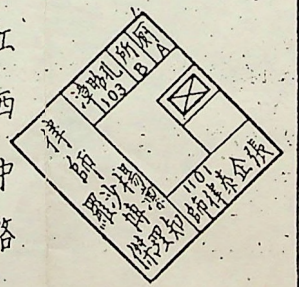

十樓平面圖

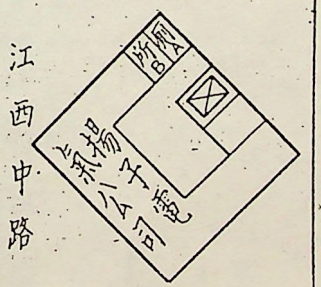

九樓平面圖

